



2020 / 21 Catalog

ISO 9001:2008 Certified


SuperKlean

Environmentally Exceptional Washdown Products



SuperKlean's flagship DuraMix 8000 is the world's #1 most trusted and safest steam & cold water mixing station, used by thousands of leading factories and industrial plants worldwide.

(Please see details on page 4)



Please see SuperKlean's wide range of hot water nozzles, along with the industry's #1 choice of swivel adapters on pages 9-18. SuperKlean's industrial-strength nozzles and heavy duty swivel adapters are available off-the-shelf. Also see page 24 for our new line of LifeSpan™ Internal Hose Guards that make your hose investment last longer.

www.SuperKlean.com

Toll Free: (800) 769 -9173

Direct: (650) 375 - 7001

Fax: (650) 375 - 7010

SuperKlean

Environmentally Exceptional Washdown Products

To Our SuperKlean Distributors and Customers,

As we celebrate our 30th year of providing Environmentally Exceptional Washdown Products, we would like to thank you for your support and your trust in SuperKlean's ever-expanding line of factory and plant sanitation solutions. As stated in our corporate mission statement, we take great pride in **'Always Striving for Perfection,'** supplying the finest industrial washdown products in the world.

As part of our 30th Anniversary Celebration we are offering free of charge 90 day trial evaluations on our famous line of Mixing Stations. *(Please see our #1 rated Mixing Station products on pages 1-8 of this 2020 catalog, with a special graphical overview on page 4.)* Also note that SuperKlean will pay shipping both ways on this evaluation offer!

Please call your local SuperKlean Distributor to set up your evaluation, or contact SuperKlean's Sales Team for details.

Here is why SuperKlean is the most trusted brand requested by industrial factories and plants worldwide:

- SuperKlean products cost up to 10-20% less than competitive washdown brands.
- SuperKlean's extensive inventory is ready to ship same day worldwide, for orders received by 1:00 pm Pacific time.
- Our wide range of Mixing Station products are considered the safest, most environmentally superior, and best priced in the industry.
- Our fittings and adapters are the most feature-rich and most trusted in the water washdown industry. (See our new hose guard line on page 24.)
- SuperKlean's technical sales team answers the phone when you call, ready to respond to any question you may have about choosing the perfect product for your application.

Sincerely,

The SuperKlean Team



"The World's Safest and Most Trusted Washdown Brand for Sanitizing Factories and Industrial Plants."

Here are just a few of the fine companies who trust SuperKlean products:



Call (800) 769 - 9173 or (650) 375 - 7001 for a distributor near you or visit our website at:
www.SuperKlean.com




Table of Contents	Page
Duramix 8000GM-B Series — Bronze Steam & Cold Water Mixing Unit	1
Duramix 8000GM-S Series — Stainless Steel Steam & Cold Water Mixing Unit	2
SuperKlean Mixing Unit Case Study / Duramix 8000 Replacement Parts	3
Duramix 8000 Features	4
3600M-B Series — Brass Hot & Cold Water Mixing Unit	5
3600M-S Series — Stainless Steel Hot & Cold Water Mixing Unit	6
3600BM Series — Ball Valve Hot & Cold Water Mixing Unit	7
6000M Series — Single Globe / Ball Valve Hot or Cold Water Station	8
DH150S Series — DuraFlow Nozzles & DuraFlow Nozzle Wand	9
DM150S Series — DuraFlow "Mini" Spray Nozzles	10
150 Series — Standard Spray Nozzles	11
150 Lite Series — Standard "Lite" Spray Nozzles	12
T150 Series — Thermosmart Spray Nozzles	13
DS150S Series — DuraSpray Spray Nozzles	14
Stainless Steel Steam Trap & Strainer & $\frac{3}{4}$ " Ball Valves	15
Nozzle Parts	16
8-B & 8LT-B Series — Ball Type Swivel Adapters	17
8 & 8LT Series — Standard Swivel Adapters	18
GHT Adapters & Mixer Adapters	19
Quick-Connect Fittings	20
Hose Reels and Racks	21
SuperKlean Custom Hose Assembly Service / Microban Hoses	22
Hoses	23
Internal Hose Guards	24
Face Shield and Face Mask	25

BRONZE STEAM & COLD WATER MIXING UNIT

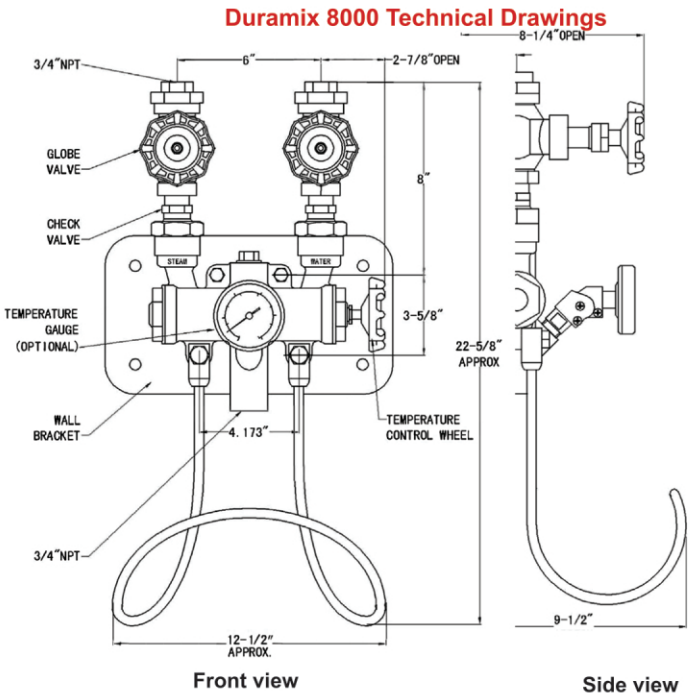
DURAMIX 8000GM-B SERIES

Features:

- **Best Design** - Operates with as little as 30 PSI water pressure, 30 PSI steam pressure, without the need to change internal components, unlike some competitors.
- Dual output design with Secondary Outlet at the top for piping to supply hot water to other places like sinks, showers, etc.
- **Safety First** - Automatic shutoff feature built into the design to prevent live steam from passing through the unit. Keeps your employees safe! Plant Safety Managers worldwide rate SuperKlean's DuraMix the safest steam unit available!
- **Convenience** - Comes with everything necessary for immediate installation and connection to pipelines.
- **Simple Maintenance** - Only takes 15 minutes to complete preventive maintenance.
- **Industry's Longest Warranty** — 3 years!



Part #	Description
8000GM-B	Bronze, steam and cold water wall-mounted mixer-hose station. Includes globe valves, check valves, hose rack, and mounting plate
8000GM-B-T	Bronze, steam and cold water wall-mounted mixer-hose station. Includes globe valves, check valves, hose rack, mounting plate, and adjustable angle temperature gauge



Principal Parts & Materials

Inlet / Outlet diameter: 3/4" NPT

Mixer body: Bronze

Check valves: Bronze / Stainless steel

Hose Rack: 304 Stainless steel

Temperature gauge: (optional) Stainless steel

Recommended Operative Conditions

Working steam pressure (Saturated only):
30-150 PSI

Working water pressure: 30-150 PSI

Maximum water temp: 200°F (93°C)

Maximum pressure: 150 PSI

Weight: 26 lbs




Scan the QR code to view the product page on our website

Call: (800) 769 - 9173
Visit: www.superklean.com

STAINLESS STEEL STEAM & COLD WATER MIXING UNIT DURAMIX 8000GM-S SERIES

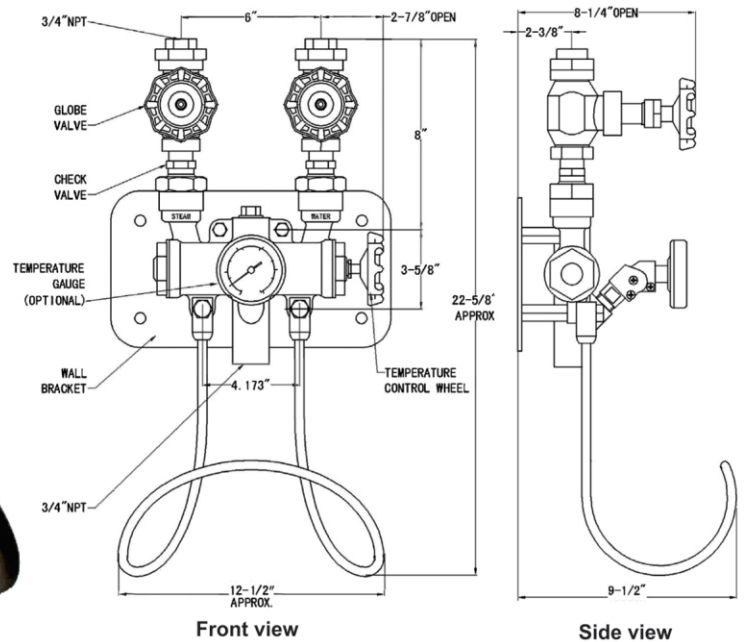
Features:

- **Best Design** - Operates with as little as 30 PSI water pressure, 30 PSI steam pressure, without the need to change internal components, unlike some competitors.
- Dual output design with Secondary Outlet at the top for piping to supply hot water to other places like sinks, showers, etc.
- **Safety First** - Automatic shutoff feature built into the design to prevent live steam from passing through the unit. Keeps your employees safe! Plant Safety Managers worldwide rate SuperKlean's DuraMix the safest steam unit available!
- **Convenience** - Comes with everything necessary for immediate installation and connection to pipelines.
- **Simple Maintenance** - Only takes 15 minutes to complete preventive maintenance.
- **Industry's Longest Warranty** — 3 years!



Part #	Description
8000GM-S	304 stainless steel, steam and cold water wall-mounted mixer-hose station. Includes globe valves, check valves, hose rack, and mounting plate
8000GM-S-T	304 stainless steel, steam and cold water wall-mounted mixer-hose station. Includes globe valves, check valves, hose rack, mounting plate, and adjustable angle temperature gauge

Duramix 8000 Technical Drawings



Principal Parts & Materials

Inlet / Outlet diameter: 3/4" NPT
Mixer body: 304 Stainless steel
Check valves: 304 Stainless steel
Hose Rack: 304 Stainless steel
Temperature gauge: (optional) Stainless steel

Recommended Operative Conditions

Working steam pressure (Saturated only):
 30-150 PSI
Working water pressure: 30-150 PSI
Maximum water temp: 200°F (93°C)
Maximum pressure: 150 PSI
Weight: 29 lbs

Call: (800) 769 - 9173

Visit: www.superklean.com



Scan the QR code to view the product page on our website

Independent Testing Results of 5 Top Washdown Suppliers By World Renowned Leader In Steam Solutions

In 2008, one of the world's most respected leaders in steam products embarked on a year long in-depth comparison test of the world's best Washdown Units. Their quest? To choose the best Washdown Units to integrate into their famous steam product line.



When you are an undisputed leader in the steam products business sector, it is crucial to make sure that 3rd party products sold in your product line are as excellent or better than the products you manufacture, sell, install, service, and stand behind.

An Exhaustive Search for a Steam Mixer Manufacturer

Creating some of the world's most renowned steam solutions takes decades of building trust with the world's most demanding customers.

A reliable, safe, and cost-effective Washdown Unit was integral to the ongoing success of this world-leading steam company. With over 1,000 dedicated steam engineers on payroll in over 30 different countries, choosing the wrong Washdown supplier could be catastrophic!

Note: Dangerous steam leaking into and bursting hoses is a prevalent problem for safety managers across the world. This is not an issue with SuperKlean

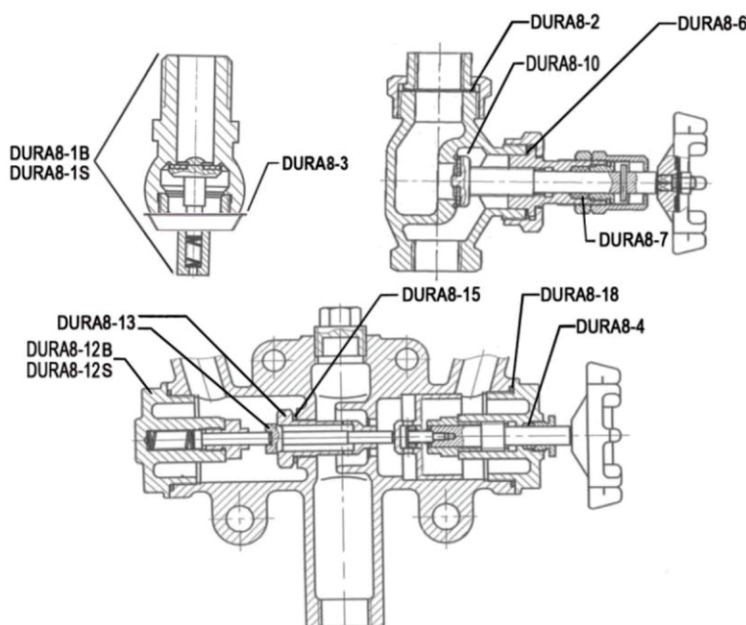


In 2009, SuperKlean finally received the great news! After months and months of exhaustive testing, our SuperKlean DuraMix 8000 was chosen by this renowned steam expert to be the best Washdown Unit, over four other worthy suppliers.

SuperKlean's 30 years of dedication to "Continuous Product Improvements" and "Always Striving for Perfection" made our company the only one that met or exceeded this steam leader's stringent testing. Twelve years later, SuperKlean is still their trusted partner!



DURAMIX 8000 INTERNAL DIAGRAM / REPLACEMENT PARTS LIST



Part #:	Description
DURA8-1B	Check valve assembly. Includes check valve poppet, spring, and copper connection gasket. Bronze
DURA8-1S	Check valve assembly. Includes check valve poppet, spring, and copper connection gasket. Stainless Steel
DURA8-2-T	Globe valve connection gasket. Teflon. Cold water
DURA8-2-C	Globe valve connection gasket. Copper. Steam
DURA8-3	Check valve connection gasket. Copper
DURA8-4	Temperature control stem guide. Teflon filling
DURA8-6	Globe valve stem guide nut gasket. Teflon
DURA8-7	Globe valve stem guide Teflon filling
DURA8-10	Globe valve poppet. Stainless steel
DURA8-12B	Steam chamber cover plate assembly. Bronze
DURA8-12S	Steam chamber cover plate assembly. Stainless Steel
DURA8-13	Steam poppet and poppet seat. Stainless steel
DURA8-15	Steam poppet seat copper gasket
DURA8-18	Temperature control chamber plate gasket. Teflon

SuperKlean

"The #1 Most Trusted Washdown Brand!"

RATED #1

Based on independent testing by steam industry experts.

INDUSTRY'S ONLY LOCKING MECHANISM

The steam lock nut is used to limit steam flow rate in the scenario that steam pressure is at least twice of water pressure, and the desired hot water temperature is relatively low. After achieving the desired temperature with the temperature hand-wheel, use the lock nut to limit the maximum steam flow rate so the desired temperature can be achieved each time both inlet hand-wheels are turned all the way open.

COMMON MOUNTING DIMENSIONS

Heavy duty mounting plate shares mounting hole specifications with the leading competitive solution.

TECHNICALLY SUPERIOR DESIGN

SuperKlean's powerful and durable inner steam poppet design is a technological work of art. It provides ultimate safety against steam leakage, keeping your operators safe.

SAFEST DESIGN

SuperKlean leads the industry with our exclusive "Safety-First" steam unit design. - never passes live steam even during a sudden interruption of water flow. Without adequate water pressure, the steam poppet forms a seal with its poppet seat, preventing steam from entering the mixing chamber and hose.

To watch a video
regarding 'Safest Design'
visit YouTube:
'SuperKlean DuraMix 8000
Safety Feature Animation.'



SECONDARY OUTLET

A SuperKlean customer favorite feature. Provides additional hot water source.



LOW PRESSURE? NO PROBLEM!

Operates on as little as 30 PSI, and all the way up to 150 PSI! Perfect for handling fluctuations in water pressure, over a wide range of piping scenarios.

SET TEMPERATURE ONCE: IMPROVE PRODUCTIVITY!

SuperKlean's temperature hand-wheel design provides a convenient and precise one time temperature adjustment. Once the desired temperature is set with the temperature wheel, only the globe valves need to be fully opened to achieve the previously set temperature. No need to fine tune the globe valves each time you turn on the mixing station!



PRIMARY OUTLET

Increasingly, plant safety managers are switching to SuperKlean 8000 Series steam units, based on competitive units leaking hazardous steam into hoses and nozzles.

BY FAR THE EASIEST STEAM MIXING STATION TO MAINTAIN

Preventive maintenance on SuperKlean's 8000 Series steam unit is the fastest, easiest, and lowest cost in the washdown industry! Watch our online 8000 maintenance video and you will be amazed at how we excel over the competition. Your manpower and cost savings over the life of the unit is substantial. All it takes is 15 minutes and one low cost replacement gasket!

To watch a video
regarding 'Easy Maintenance'
visit YouTube:
'SuperKlean DuraMix 8000
Mixing Chamber Maintenance.'

3 YEAR WARRANTY

All SuperKlean 8000 Series steam units feature an incredible industry-leading 3 year warranty. SuperKlean mixing units just last longer!

ALL-IN-ONE PACKAGING

Comes packaged with everything pictured (except for the thermometer) for immediate installation and connection to steam/water pipes.

Call: (800) 769 - 9173

Visit: www.superklean.com

BRASS HOT & COLD WATER MIXING UNIT 3600M-B SERIES

Features:

- Specially engineered Y-style body with check valves and ball joint unions for superior flexibility during installation.
- Inlet center lines which have the same dimensions as most of our competitors, which grants convenience in installation.
- Includes mounting plate and hose rack (temperature gauge is optional)
- By far the industry's longest warranty — 5 years!

Part #	Description
3600M-B	Brass, hot & cold water wall-mounted mixer-hose station. Includes globe valves, check valves, hose rack, and mounting plate
3600M-B-T	Brass, hot & cold water wall-mounted mixer-hose station. Includes globe valves, check valves, hose rack, mounting plate, and adjustable angle temperature gauge

Principal Parts, Material, and Ratings

Inlet / Outlet diameter: 3/4" NPT

Mixer Body: Brass

Globe style valves: Brass / Stainless steel

Check Valves: Brass

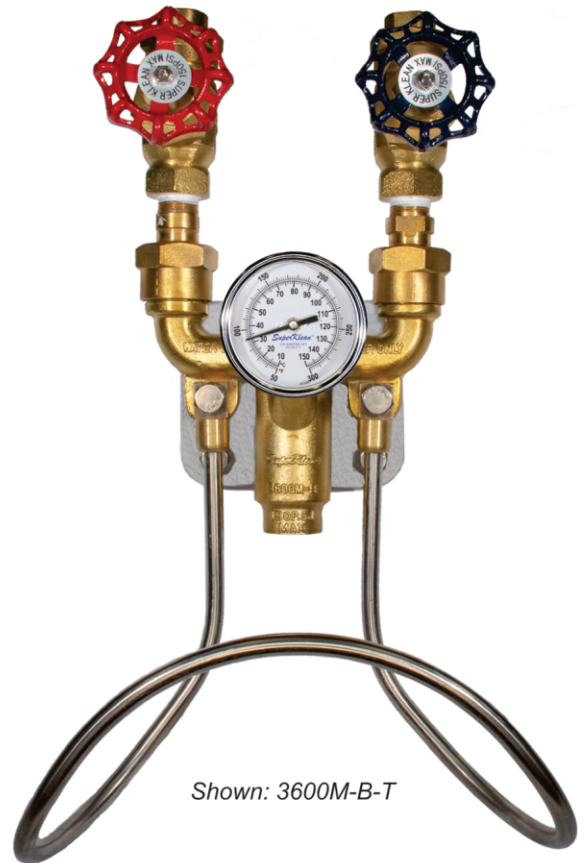
Hose Rack: 304 Stainless steel

Temperature gauge: (optional) Stainless steel

Maximum pressure: 150 PSI

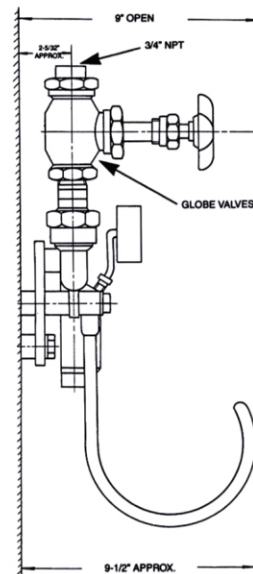
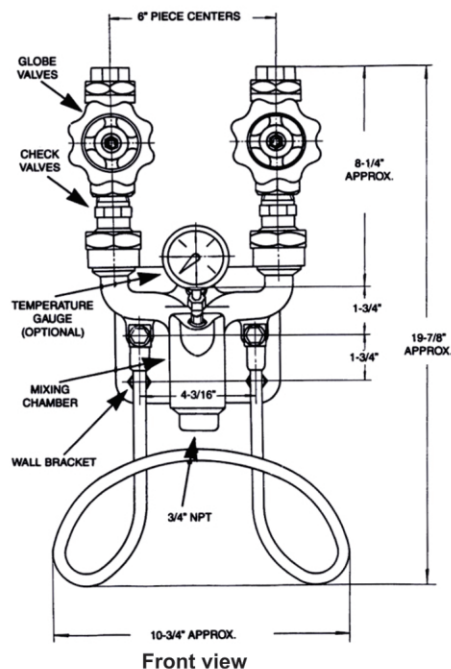
Maximum water temp: 200°F (93°C)

Weight: 20 lbs



Shown: 3600M-B-T

Duramix 3600 Technical Drawings



Side view

3600 SERIES MIXERS ARE NOT FOR USE IN STEAM APPLICATIONS



Scan the QR code to view the product page on our website

STAINLESS STEEL HOT & COLD WATER MIXING UNIT 3600M-S SERIES

Features:

- Specially engineered Y-style body with check valves and ball joint unions for superior flexibility during installation.
- Inlet center lines which have the same dimensions as most of our competitors, which grants convenience in installation.
- Includes mounting plate and hose rack (temperature gauge is optional)
- By far the industry's longest warranty — 5 years!

Part #	Description
3600M-S	304 stainless steel, hot & cold water wall-mounted mixer-hose station. Includes globe valves, check valves, hose rack, and mounting plate
3600M-S-T	304 stainless steel, hot & cold water wall-mounted mixer-hose station. Includes globe valves, check valves, hose rack, mounting plate, and adjustable angle temperature gauge

Principal Parts, Material, and Ratings

Inlet / Outlet diameter: 3/4" NPT

Mixer Body: 304 Stainless steel

Globe style valves: 304 Stainless steel

Check Valves: 304 Stainless steel


Hose Rack: 304 Stainless steel

Temperature gauge: (optional) Stainless steel

Maximum pressure: 150 PSI

Maximum water temp: 200°F (93°C)

Weight: 24 lbs

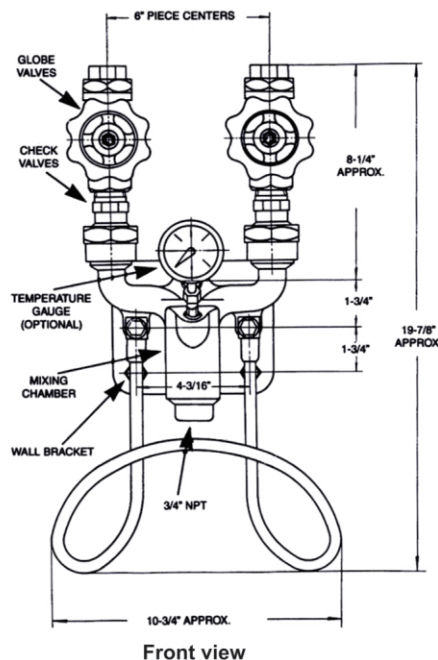


Shown: 3600M-S-T

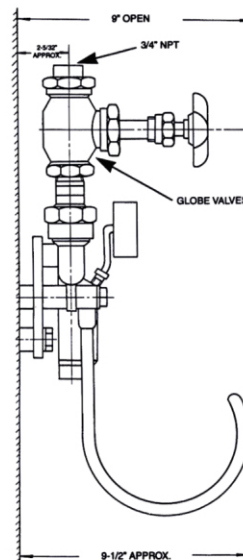
SuperKlean Tip!

SuperKlean 3600 Stainless Steel units cost significantly less than competitors' equivalents, allowing companies to cost effectively move to more preferred stainless steel units.

Duramix 3600 Technical Drawings



Front view



Side view

3600 SERIES MIXERS ARE NOT FOR USE IN STEAM APPLICATIONS

Call: (800) 769 - 9173

Visit: www.superklean.com



Scan the QR code to view the product page on our website

BALL VALVE HOT & COLD WATER MIXING UNIT 3600BM SERIES

Features:

- Ball valves for easier shutoff while maintaining its original characteristics.
- Specially engineered Y-style body with check valves and ball joint unions for superior flexibility during installation.
- Inlet center lines which have the same dimensions as most of our competitors.
- Includes mounting plate and hose rack (temperature gauge is optional)
- By far the industry's longest warranty — 5 years!

Part #	Description
3600BM-B	Brass, hot & cold water wall-mounted mixer-hose station. Includes ball valves, check valves, hose rack, and mounting plate
3600BM-B-T	Brass, hot & cold water wall-mounted mixer-hose station. Includes ball valves, check valves, hose rack, mounting plate, and temperature gauge
3600BM-S	304 stainless steel, hot & cold water wall-mounted mixer-hose station. Includes ball valves, check valve, hose rack, and mounting plate
3600BM-S-T	304 stainless steel, hot & cold water wall-mounted mixer-hose station. Includes ball valves, check valve, hose rack, mounting plate, and temperature gauge

Principal Parts & Materials

Inlet / Outlet diameter: 3/4" NPT

Mixer Body: Brass or 304 Stainless steel

Ball valves: Bronze or 304 Stainless steel

Hose rack: 304 Stainless steel

Temperature gauge: (optional) Stainless steel

Weight: 16 lbs (Brass)/ 18 lbs (Stainless steel)

Maximum Operative Conditions

Maximum pressure: 150 PSI

Maximum water temp: 200°F (93°C)

SuperKlean Tip!

SuperKlean offers the optional temperature gauge at an extremely low additional cost. An important feature to ensure maintaining minimum temperature of 160°F or above.



Scan the QR code to view the product page on our website



Shown: 3600BM-B-T



Shown: 3600BM-S-T

"The Winemakers' Choice!"

3600 SERIES MIXERS ARE NOT FOR USE IN STEAM APPLICATIONS

SINGLE GLOBE / BALL VALVE HOT OR COLD WATER STATION 6000M & 6000BM SERIES

Features:

- Designed specifically to provide individual outlets of hot or cold water.
- Includes mounting plate and hose rack (temperature gauge is optional)
- By far the industry's longest warranty — 5 years!

Part #	Description
6000M-B	Brass, single globe valve hot or cold water wall-mounted station. Includes hose rack and mounting plate
6000M-B-T	Brass, single globe valve hot or cold water wall-mounted station. Includes hose rack, mounting plate and temperature gauge
6000BM-B	Brass, single ball valve hot or cold water wall-mounted station. Includes hose rack and mounting plate
6000BM-B-T	Brass, single ball valve hot or cold water wall-mounted station. Includes hose rack, mounting plate, and temperature gauge
6000M-S	304 stainless steel, single globe valve hot or cold water wall-mounted station. Includes hose rack and mounting plate
6000M-S-T	304 stainless steel, single globe valve hot or cold water wall-mounted station. Includes hose rack, mounting plate, and temperature gauge
6000BM-S	304 stainless steel, single ball valve hot or cold water wall-mounted station. Includes hose rack and mounting plate.
6000BM-S-T	304 stainless steel, single ball valve hot or cold water wall-mounted station. Includes hose rack, mounting plate, and temperature gauge.

Principal Parts, Material, and Ratings

Inlet / Outlet diameter: 3/4" NPT

Station body: Brass or 304 Stainless steel

Globe style valve: Brass or 304 Stainless steel

Ball valve: Bronze or 304 Stainless steel

Hose Rack: 304 Stainless steel

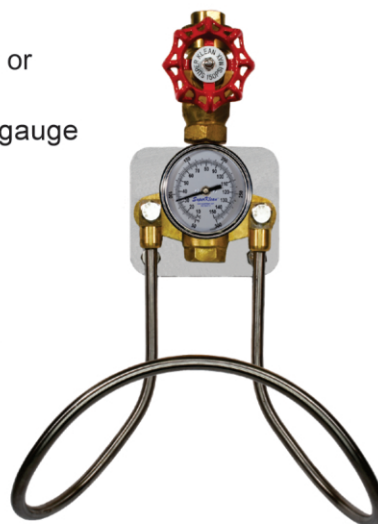
Weight: 10 lbs (6000BM) or 13 lbs (6000M)

Maximum Operative Conditions

Maximum globe valve pressure: 150 PSI

Maximum ball valve pressure: 600 PSI WOG

Maximum water temp: 200°F (93°C)



Shown: 6000M-B-T



Shown: 6000BM-B-T



Shown: 6000M-S-T



Shown: 6000BM-S-T

6000 SERIES STATIONS ARE NOT FOR USE IN STEAM APPLICATIONS

Call: (800) 769 - 9173

Visit: www.superklean.com



Scan the QR code to view the product page on our website



Scan the QR code to view the product page on our website

DURAFLOW SPRAY NOZZLES DH150S SERIES

Features:

- Front trigger guard cover designed to prevent accidental spray.
- Trigger lock mechanism built in.
- Quick connect receptacle for accessories.
- 304 stainless steel construction with a total weight of 1.53 lbs.
- 1/2" female NPT inlet.
- Compatible with DuraWand.

Part #	Description
DH150S-DB	High flow DuraFlow 304 stainless steel nozzle with dark blue cover
DH150S-R	High flow DuraFlow 304 stainless steel nozzle with red cover
DH150S-W	High flow DuraFlow 304 stainless steel nozzle with white cover



STANDARD:

Inlet pressure (PSIG)	Flow rate (GPM)
25	2.93
50	3.86
75	4.91
100	5.78
125	6.71
150	7.19

HIGH FLOW:

Inlet pressure (PSIG)	Flow rate (GPM)
25	4.39
50	6.54
75	8.18
100	9.56
125	10.83
150	11.89

*Standard flow rates can be achieved with the purchase of flow restrictor adapter (Part: 8-FR-NPT)



Rating: 150 PSI / 200°F (93°C)


(Maximum tested operating pressure of 500 PSI)

DURAWAND D-WAND & DM-WAND SERIES

Features:

- 1.5 or 3 foot 304 stainless steel wand length options.
- Adjustable spray pattern wand tip: solid or fan spray.
- Quick connect to any DH series or DS series nozzle.

Part #	Description
DM-WAND	304 stainless steel wand with quick disconnect and adjustable spray tip. 1.5 feet
D-WAND	304 stainless steel wand with quick disconnect and adjustable spray tip. 3 feet



Scan the QR code to view the product page on our website

DO NOT CONNECT NOZZLES DIRECTLY TO LIVE STEAM

Call: (800) 769 - 9173
Visit: www.superklean.com

DURAFLOW “MINI” SPRAY NOZZLES DM150S SERIES

Features:

- Small, compact design.
- Fully insulated.
- 304 stainless steel construction.
- 1/2” female NPT inlet.

Part #	Description
DM150S-DB	DuraFlow “Mini” 304 stainless steel nozzle with dark blue cover
DM150S-R	DuraFlow “Mini” 304 stainless steel nozzle with red cover
DM150S-W	DuraFlow “Mini” 304 stainless steel nozzle with white cover



STANDARD:	
Inlet pressure (PSIG)	Flow rate (GPM)
25	2.93
50	3.86
75	4.91
100	5.78
125	6.71
150	7.19
HIGH FLOW:	
Inlet pressure (PSIG)	Flow rate (GPM)
25	4.39
50	6.54
75	8.18
100	9.56
125	10.83
150	11.89

*Standard flow rates can be achieved with the purchase of flow restrictor adapter (Part: 8-FR-NPT)



Rating: 150 PSI / 200°F (93°C)
(Maximum tested operating pressure of 500 PSI)

SuperKlean Tip!

SuperKlean customers love that our “mini” Spray Nozzles are lightweight and made out of 304 stainless steel!

Call: (800) 769 - 9173
Visit: www.superklean.com

DO NOT CONNECT NOZZLES DIRECTLY TO LIVE STEAM



Scan the QR code to view the product page on our website

STANDARD SPRAY NOZZLES 150 SERIES

Features:

- Durable rubber covers.
- Nozzles are available in brass (3 lbs), aluminum (1.69 lbs), 304 stainless steel (2.78 lbs).
- All components are interchangeable with similar brands.
- 1/2" female NPT inlet.



Inlet pressure (PSIG)	Flow rate (GPM)
25	4.39
50	6.54
75	8.18
100	9.56
125	10.83
150	11.89
200	12.67
250	15.01
300	16.12
350	17.45
400	19.55
450	20.52
500	22.01

Part #	Description
150B-DB	Brass nozzle with dark blue cover
150B-R	Brass nozzle with red cover
150B-W	Brass nozzle with white cover
150A-LB	Anodized aluminum nozzle with light blue cover
150A-R	Anodized aluminum nozzle with red cover
150A-W	Anodized aluminum nozzle with white cover
150S-G	304 stainless steel nozzle with gray cover
150S-R	304 stainless steel nozzle with red cover
150S-W	304 stainless steel nozzle with white cover



Rating: 150 PSI / 200°F (93°C)

(Maximum tested operating pressure of 500 PSI)

SuperKlean Tip!

Our Standard Nozzles have been shipping for 28 years and are heavy-duty workhorses, used in many vertical markets.



Scan the QR code to view the product page on our website

DO NOT CONNECT NOZZLES DIRECTLY TO LIVE STEAM

Call: (800) 769 - 9173

Visit: www.superklean.com

STANDARD "LITE" SPRAY NOZZLES 150 LITE SERIES

Features:

- More compact and lighter version of SuperKlean's popular Standard Nozzle.
- Perfect for applications where reduced size and/or flow rate are preferred.
- SuperKlean ball type swivel adapters available for ultimate, ergonomic operation.
- Special formulated rubber cover for durability and easy replacement.
- Bronze construction weighs only 1.25 lbs.
- 3/8" female NPT inlet.

Inlet pressure (PSIG)	Flow rate (GPM)
25	4.00
50	6.25
75	7.75
100	9.00
125	10.25
150	11.50



Part #	Description
150LTB-DB	Bronze Lite Nozzle with dark blue cover
150LTB-W	Bronze Lite Nozzle with white cover



Rating: 150 PSI / 200°F (93°C)

(Maximum tested operating pressure of 500 PSI)

SuperKlean announces a new, reduced size version of our industry favorite 150 Series Standard Spray Nozzle.

This amazing Lite Nozzle has the same industrial strength and rugged features of our Standard Nozzle, but weighs in at a mere 1.25 lbs.

SuperKlean Tip!

Our "Lite" Nozzle has 90-95% of the flow rate of our Standard Nozzle, at about 40% of the weight! It is quickly becoming a best seller.

DO NOT CONNECT NOZZLES DIRECTLY TO LIVE STEAM

Call: (800) 769 - 9173

Visit: www.superklean.com



Scan the QR code to view the product page on our website

THERMOSMART SPRAY NOZZLES T150 SERIES

Features:

- SuperKlean's Thermosmart Spray Nozzles are manufactured with the same characteristics as our Standard Spray Nozzles.
- Features temperature indicating window to prevent water related burns.
- Accurate liquid crystal temperature readout with safety plastic cover.
- USDA/FDA compliant for correct output temperature.
- Offered in brass, aluminum, and stainless steel.

Part #	Description
T150B-DB	Thermosmart brass nozzle with dark blue cover
T150B-W	Thermosmart brass nozzle with white cover
T150A-LB	Thermosmart aluminum nozzle with light blue cover
T150A-W	Thermosmart aluminum nozzle with white cover
T150S-G	Thermosmart 304 stainless steel nozzle with gray cover
T150S-W	Thermosmart 304 stainless steel nozzle with white cover

Inlet pressure (PSIG)	Flow rate (GPM)
25	4.39
50	6.54
75	8.18
100	9.56
125	10.83
150	11.89
200	12.67
250	15.01
300	16.12
350	17.45
400	19.55
450	20.52
500	22.01

SuperKlean Tip!

The USDA is pushing food suppliers to keep washdown water temperatures continuously above 160°F to help eliminate bacteria and contaminants. One glance at our ThermoSmart Nozzle gives an immediate reading! SuperKlean recommends Microban hoses as the perfect accessory for the Thermosmart nozzles.

(See page 22 for details)



Window turns brown when below rated temperature
Window turns green when within 2° F of rated temperature
Window turns blue when above rated temperature



Scan the QR code to view the product page on our website

Rating: 150 PSI / 200°F (93°C)
(Maximum tested operating pressure of 500 PSI)

DO NOT CONNECT NOZZLES DIRECTLY TO LIVE STEAM

Call: (800) 769 - 9173
Visit: www.superklean.com

DURASPRAY SPRAY NOZZLES DS150S SERIES

Features:

- Designed for hanging hose applications (from overhead).
- Trigger lock to prevent accidental spraying.
- Quick connect receptacle for accessories.
- 304 stainless steel construction.
- 1/2" female NPT inlet.
- Compatible with DuraWand.

Part #	Description
DS150S-DB	High flow DuraSpray 304 stainless steel nozzle with dark blue cover
DS150S-R	High flow DuraSpray 304 stainless steel nozzle with red cover
DS150S-W	High flow DuraSpray 304 stainless steel nozzle with white cover

STANDARD

Inlet pressure (PSIG)	Flow rate (GPM)
25	2.93
50	3.86
75	4.91
100	5.78
125	6.71
150	7.19

HIGH FLOW

Inlet pressure (PSIG)	Flow rate (GPM)
25	4.39
50	6.54
75	8.18
100	9.56
125	10.83
150	11.89

*Standard flow rates can be achieved with the purchase of flow restrictor adapter (Part: 8-FR-NPT)



Rating: 150 PSI / 200°F (93°C)
(Maximum tested operating pressure of 500 PSI)

SuperKlean Tip!

The perfect SuperKlean nozzle in environments where it is best that hoses hang overhead.

Call: (800) 769 - 9173
Visit: www.superklean.com

DO NOT CONNECT NOZZLES DIRECTLY TO LIVE STEAM



Scan the QR code to view the product page on our website



Scan the QR code to view the product page on our website

STEAM TRAP & STRAINER ST8000 & SS8000 SERIES

Steam Trap Features:


- Thermodynamic steam trap - simple design, efficient and reliable
- Integral strainer and replaceable seat for easy maintenance

Strainer Features:

- 20 mesh screen to keep most debris from entering sensitive equipment. Debris may cause damage and or malfunction to equipment

Part #	Description
ST8000-SS (Steam trap)	3/4" disc type steam trap. Includes internal strainer. 304 stainless steel
SS8000-SS (Strainer)	3/4" Y-type strainer. 304 stainless steel

Steam Trap



Strainer



Principal Parts, Materials, and Ratings

Inlet / Outlet diameter: 3/4" NPT
Body: 304 Stainless steel
Gaskets: Copper
Screen: 20 mesh
Blow down valve opening: 1/2" NPT

Maximum steam pressure (saturated only): 600 PSI
Maximum water pressure: 600 PSI
Maximum water temp: 800°F (427°C)
Weight: 1.5 lbs (steam trap) or 1 lb (strainer)

3/4" BALL VALVE

Features:

- Single pull open or shutdown ability.
- Bronze or stainless steel construction for water, oil, gas, or steam.

Part #	Description
BALL VALVE-B	3/4" ball valve, bronze
BALL VALVE-SS	3/4" ball valve, stainless steel



Principal Parts, Materials, and Ratings

Inlet / Outlet diameter: 3/4" NPT
Ball valve body: Bronze or Stainless steel
Lever and grip: Plated steel / Stainless steel with vinyl
Stem packing: Teflon
Stem bearing: Teflon
Ball: Chrome plated
Seats: Teflon

Retainer: Brass or Stainless steel
Gland nut: Brass or stainless steel
Stem: Brass or Stainless steel
Lever nut: Stainless steel
Body seal: Stainless steel
Weight: 1.28 lbs
Pressure rating: 600 PSI WOG / 150 PSI STEAM

SuperKlean Tip!

SuperKlean ball valves are incredibly high quality, and available at great prices!



Scan the QR code to view the product page on our website

SUPERKLEAN SPRAY NOZZLE PARTS

Features:


- Interchangeable parts and covers for all nozzles.
- Fully assembled cartridges containing all internal gaskets and O-rings.
- Specially formulated nozzle covers for easy installation, long lasting durability, and resistance to a wide range of oils, fats, and chemicals.
- Most parts are interchangeable with those of our competitors.
(Indicated by the red asterisk)*

Nozzle parts:

Part #	Description
1-B*	Standard Nozzle body, brass one piece, epoxy resin coated
1-A*	Standard Nozzle body, anodized aluminum, one piece, epoxy resin coated
1-S*	Standard Nozzle body, 304 stainless steel, one piece, epoxy resin coated
2*	Standard Nozzle Lever, 304 stainless steel
2-DS	DuraFlow lever, 304 stainless steel
2-DMS	DuraFlow "Mini" lever, 304 stainless steel
3*	Lever bolt, bushing & nut, 304 stainless steel
5-S*	Cage or "thrust collar," 304 stainless steel
6*	Lock screw or "end adapter," 304 stainless steel
7-B*	Cartridge or "barrel assembly," brass, contains all working parts
7-S*	Cartridge or "barrel assembly," 304 stainless steel, contains all working parts
7-DS	DuraFlow cartridge or "barrel assembly," 304 stainless steel, contains all working parts
7-DSS	DuraSpray cartridge or "barrel assembly," 304 stainless steel, contains all working parts

Nozzle Covers

Part #	Description
4-DB*	Standard Nozzle cover, dark blue
4-LB*	Standard Nozzle cover, light blue
4-G*	Standard Nozzle cover, gray
4-R*	Standard Nozzle cover, red
4-W*	Standard Nozzle cover, white
4-DDB	DuraFlow Nozzle cover, dark blue
4-DR	DuraFlow Nozzle cover, red
4-DW	DuraFlow Nozzle cover, white
4-DMDB	DuraFlow "Mini" Nozzle cover, dark blue
4-DMR	DuraFlow "Mini" Nozzle cover, red
4-DMW	DuraFlow "Mini" Nozzle cover, white



Scan the QR code to view the product page on our website

Please visit SuperKlean's YouTube Channel for video tutorials on rebuilding all SuperKlean Nozzles!

Call: (800) 769 - 9173

Visit: www.superklean.com



Scan the QR code to view our Nozzle Maintenance Videos

BALL TYPE SWIVEL ADAPTERS 8-B & 8LT-B SERIES

Features:

- 360° multi-axis swivel rotation to prevent hose kinking and results in better ergonomics. Allows natural movement of the wrist with decreased fatigue for the operator.
- 2 1/4" long hose shank/barb for a safer and more secure installation.
- Lock O-ring (instead of the traditional C-ring found on many competitors' swivel adapters) to secure swivel head. The O-ring is not a separate part and does not loosen or fall off.
- Built-in lock ring keeps nozzle trigger depressed, which minimizes hand fatigue.



SuperKlean Tip!

SuperKlean made the first ball type swivel adapters in the washdown industry and they are best performers! They are dependably rugged and make the operator's job so much easier. Once customers try them, they become "ball-type" advocates.

SuperKlean Tip!

SuperKlean's hose barbs are the longest in the industry, allowing two hose bands to be attached, preventing the hose from being separated. For increased safety, dual hose bands or external sleeves are recommended (See photos on page 23)

Ball type swivel adapters:

Part #	Description	W/ Hose Guard Part #*
8-B1/2-B	Ball type swivel adapter (1/2" NPT x 1/2" hose barb), brass & 304 SS	
8-B1/2-S	Ball type swivel adapter (1/2" NPT x 1/2" hose barb), 304 SS	HG8-B1/2-S
8-B5/8-B	Ball type swivel adapter (1/2" NPT x 5/8" hose barb), brass & 304 SS	
8-B5/8-S	Ball type swivel adapter (1/2" NPT x 5/8" hose barb), 304 SS	HG8-B5/8-S
8-B3/4-B	Ball type swivel adapter (1/2" NPT x 3/4" hose barb), brass & 304 SS	
8-B3/4-S	Ball type swivel adapter (1/2" NPT x 3/4" hose barb), 304 SS	HG8-B3/4-S

Ball type swivel adapters (for 150 "Lite" Series Nozzles only):

Part #	Description	W/ Hose Guard Part #*
8LT-B1/2-B	Ball type swivel adapter (3/8" NPT x 1/2" hose barb), brass & 304 SS	HG8LT-B1/2-B
8LT-B5/8-B	Ball type swivel adapter (3/8" NPT x 5/8" hose barb), brass & 304 SS	HG8LT-B5/8-B
8LT-B3/4-B	Ball type swivel adapter (3/8" NPT x 3/4" hose barb), brass & 304 SS	HG8LT-B3/4-B

*To learn more about SuperKlean's hose guards, please refer to page 24.



Scan the QR code to view the product page on our website

STANDARD SWIVEL ADAPTERS 8 & 8LT SERIES

Features:

- 360° swivel rotation to prevent hose kinking.
- 2 1/4" long hose shank/barb for a safer and more secure installation.
- Lock O-ring (instead of the traditional C-ring found on many competitors' swivel adapters) to secure swivel head. The O-ring is not a separate part, a superior design that does not loosen, leak or fall off.
- Built-in lock ring keeps nozzle trigger depressed, which minimizes hand fatigue.



SuperKlean Tip!

SuperKlean Standard Swivel Adapters are used on the nozzle end of SuperKlean hoses. Available for hoses with 1/2", 5/8", or 3/4" inner diameter (ID).

SuperKlean Tip!

SuperKlean Swivel Adapters are regarded as the best in the industry! We implemented our lock O-ring design over 15 years ago. This was a vast improvement over traditional C-ring designs that are prone to becoming loose and leaking unwelcome water onto factory or industrial plant floors.

Standard swivel adapters:

Part #	Description	W/ Hose Guard Part #*
8-GHT-B	Swivel adapter (1/2" NPT x 3/4" FGHT), brass & 304 SS	
8-GHT-S	Swivel adapter (1/2" NPT x 3/4" FGHT), 304 SS	
8-1/2-B	Swivel adapter (1/2" NPT x 1/2" hose barb), brass & 304 SS	HG8-1/2-B
8-1/2-S	Swivel adapter (1/2" NPT x 1/2" hose barb), 304 SS	HG8-1/2-S
8-5/8-B	Swivel adapter (1/2" NPT x 5/8" hose barb), brass & 304 SS	HG8-5/8-B
8-5/8-S	Swivel adapter (1/2" NPT x 5/8" hose barb), 304 SS	HG8-5/8-S
8-3/4-B	Swivel adapter (1/2" NPT x 3/4" hose barb), brass & 304 SS	HG8-3/4-B
8-3/4-S	Swivel adapter (1/2" NPT x 3/4" hose barb), 304 SS	HG8-3/4-S

Standard swivel adapters (for 150 "Lite" Series Nozzles only):

Part #	Description	W/ Hose Guard Part #*
8LT-GHT-B	Swivel adapter (3/8" NPT x 3/4" FGHT), brass & 304 SS	
8LT-1/2-B	Swivel adapter (3/8" NPT x 1/2" hose barb), brass & 304 SS	HG8LT-1/2-B
8LT-5/8-B	Swivel adapter (3/8" NPT x 5/8" hose barb), brass & 304 SS	HG8LT-5/8-B
8LT-3/4-B	Swivel adapter (3/8" NPT x 3/4" hose barb), brass & 304 SS	HG8LT-3/4-B

*To learn more about SuperKlean's hose guards, please refer to page 24.




Scan the QR code to view the product page on our website

Call: (800) 769 - 9173
Visit: www.superklean.com

3-PIECE MIXER ADAPTERS & ADJUSTABLE ANGLE TEMPERATURE GAUGE

Features:

- 2 1/4" long hose shank/barb for a safer and more secure installation.
- Stainless steel adjustable angle temperature gauge provides an accurate reading of the water exiting mixing units.



Part #	Description
9-1/2-B	3-piece mixer adapter (3/4" NPT x 1/2" hose barb), brass
9-1/2-S*	3-piece mixer adapter (3/4" NPT x 1/2" hose barb), 304 stainless steel
9-5/8-B	3-piece mixer adapter (3/4" NPT x 5/8" hose barb), brass
9-5/8-S*	3-piece mixer adapter (3/4" NPT x 5/8" hose barb), 304 stainless steel
9-3/4-B	3-piece mixer adapter (3/4" NPT x 3/4" hose barb), brass
9-3/4-S*	3-piece mixer adapter (3/4" NPT x 3/4" hose barb), 304 stainless steel
10	Temperature gauge, 304 stainless steel with safety plastic cover

**Optional SuperKlean hose guards are available for these parts. Please refer to page 24 for more information.*

FGHT HOSE BARB SWIVEL ADAPTERS 8-FGHT SERIES

Features:

- FGHT 360° swivel rotation to prevent hose kinking.
- 2 1/4" long hose shank/barb for safer and more secure installation.



Part #	Description
8-FGHT1/2-B*	Swivel adapter (3/4" FGHT x 1/2" hose barb), brass & 304 stainless steel
8-FGHT1/2-S*	Swivel adapter (3/4" FGHT x 1/2" hose barb), 304 stainless steel
8-FGHT5/8-B*	Swivel adapter (3/4" FGHT x 5/8" hose barb), brass & 304 stainless steel
8-FGHT5/8-S*	Swivel adapter (3/4" FGHT x 5/8" hose barb), 304 stainless steel
8-FGHT3/4-B*	Swivel adapter (3/4" FGHT x 3/4" hose barb), brass & 304 stainless steel
8-FGHT3/4-S*	Swivel adapter (3/4" FGHT x 3/4" hose barb), 304 stainless steel

**Optional SuperKlean hose guards are available for these parts. Please refer to page 24 for more information.*

MNPT-MGHT ADAPTERS NPT-BSPT ADAPTERS FLOW RESTRICTIONS

Features:

- 3/4" MNPT x MGHT designed to complement our FGHT hose barb adapters, with the ability to make a 3/4" MNPT swivel.
- Once attached to any FGHT hose barb adapter, 360° swivel rotation prevents hose kinking.
- 1/2" flow restrictors to reduce water flow rate, MNPT to female BSPT or MNPT to FNPT



Part #	Description
8-ADAPT-B	3/4" male NPT x 3/4" male GHT adapter, brass
8-ADAPT-S	3/4" male NPT x 3/4" male GHT adapter, 304 stainless steel
8-ADAPT-FB-SPT	1/2" male NPT x 1/2" female BSPT adapter. 304 stainless steel.
8-ADAPT-MB-SPT	1/2" male BSPT x 1/2" female NPT adapter. 304 stainless steel.
8-FR-BSPT	1/2" male NPT x 1/2" female BSPT flow restrictor adapter. 304 stainless steel.
8-FR-NPT	1/2" male NPT x 1/2" female NPT flow restrictor adapter. 304 stainless steel.

Call: (800) 769 - 9173
Visit: www.superklean.com

QUICK-CONNECT FITTINGS

8-QC SERIES FITTINGS

Features:

- SuperKlean 8-QC Series Fittings are 304 stainless steel high-flow couplings.
- 8-QCF Series Couplers sustain pressure up to 200 PSI.
- Connects with 8-QCM Series Nipples.
- 2 1/4" long hose shank/barb for a safer and more secure installation.




Part #	Description
8-QCF-1/2	Coupler with 1/2" hose barb
8-QCF-5/8	Coupler with 5/8" hose barb
8-QCF-3/4	Coupler with 3/4" hose barb
8-QCM	Nipple with 1/2" MNPT connection

9-QC SERIES FITTINGS

Features:

- SuperKlean 9-QC Series Fittings are 304 stainless steel high-flow couplings.
- 9-QCF Series Couplers sustain pressure up to 200 PSI.
- Connects with 9-QCM Series Nipples.
- 2 1/4" long hose shank/barb for a safer and more secure installation.



Part #	Description
9-QCM-1/2	Nipple with 1/2" hose barb
9-QCM-5/8	Nipple with 5/8" hose barb
9-QCM-3/4	Nipple with 3/4" hose barb
9-QCF	Coupler with 1/2" MNPT connection

8-HY SERIES ISO 16028 FLAT FACE INTERCHANGEABLE COUPLINGS

Features:

- 8-HY Series Couplers are interchangeable in accordance with ISO 16028. Service pressure up to 3000 PSI.
- Applications include Mobile Construction, Agriculture, General Industrial, Mining, etc.
- Non-spill design ensures no fluid loss or contamination of Hydraulic circuit during connect/disconnect process.
- 8-HY Series Couplings are made with zinc-plated steel.



Part #	Description
8-HY1/2-MNPT	Nipple with 1/2" MNPT connection
8-HY1/2-FNPT	Coupler with 1/2" FNPT connection

Call: (800) 769 - 9173

Visit: www.superklean.com



Scan the QR code to view the product page on our website




Scan the QR code to view the product page on our website

SPRING DRIVEN HOSE REELS DURAREEL DR8 & DR9S SERIES

Features:

- Dual axle support system with a 1" axle for increased stability, reduction of vibration, and structural integrity.
- Sturdy single pedestal chassis and frame to accommodate 50' of any of our hose assemblies.
- Professional grade heavy duty steel with durable powder coat finish or professional heavy duty electro-polished stainless steel.
- Ribbed discs with rolled edges which are CNC spun to provide strength, safety, and durability.
- Standard 90° 1/2" NPT inlet swivel connection in either brass or stainless steel.
- Guide arm that adjusts to wall, floor, vehicle and overhead positions and has a solid, one-piece heavy gauge 1/4" base and support post for maximum stability.
- Enclosed factory tuned and matched cartridge-style spring motor with non-corrosive stainless steel spring, pawl, and multi-position lock ratchet mechanism.



Part #	Description
DR8	Powder coated heavy duty steel spring driven hose reel
DR8S	Electro-polished heavy duty stainless steel spring driven hose reel

Principal Parts & Materials:

Inlet / Outlet diameter: 1/2" NPT

Material: Powder coated steel (304 stainless steel)
Electro-polished steel (316 stainless steel)

Weight: 69 lbs

Maximum Operative Conditions

Maximum water pressure: 300 PSI

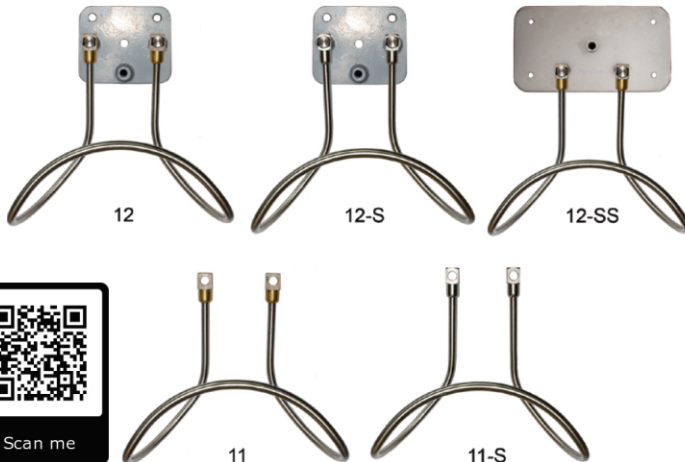
Maximum water temp: 200°F (93°C)

Maximum hose length: 50' @ 3/4" ID

HOSE RACKS

Features:

- 304 stainless steel construction which is corrosion resistant in most applications and environments.
- Aluminum epoxy coated & stainless steel mounting plates designed for quick, easy installation and meets the required spacing between wall to plate and plate to unit.



Part #	Description
11	304 stainless steel/brass hose rack for unit mounting
11-S	304 stainless steel hose rack for unit mounting
12	304 stainless steel/brass hose rack for wall mounting
12-S	304 stainless steel hose rack for wall mounting
12-SS	304 stainless steel hose rack for wall mounting (includes stainless steel mounting plate)



Scan the QR code to view the product page on our website

SUPERKLEAN CUSTOM HOSE ASSEMBLY SERVICE

For over 27 years, SuperKlean has provided our partners and customers with complete custom-assembled hose services, featuring the highest quality hoses available. We professionally assemble hoses and fittings to exact customer specifications and ship within 24-48 hours. Our quality is unmatched, with decades of positive feedback supporting that fact.

Here are some reasons to trust SuperKlean's Custom Hose Assembly Service:

- SuperKlean ships your hose order within 24-48 hours. Sometimes the same day!
- You can trust our highly professional hose assembly technicians to pay attention to your exact details.
- SuperKlean drop-ships to any location in the world. Saves shipping costs!
- We professionally band or crimp hoses to your exact needs and specifications.
- Optional hose guard available - prolongs hose life by reducing wear around the hose barb (see page 23)
- Your custom assembled hose arrives with SuperKlean's own world-class fittings and nozzles.
- SuperKlean stocks a wide variety of hoses and colors.
- We now carry leading-edge Microban antibacterial hoses (see below for details).
- SuperKlean also ships spring-driven hose reels with your custom assembled hose pre-installed on the reel.
- Perfect for food processing, beverage, dairy, wineries, breweries, oil, gas, etc.

If you have any technical questions please call SuperKlean at (800) 769 - 9173.

One of our friendly and knowledgeable technicians will be immediately available to assist you.

MICROBAN HOSES FEATURING ANTIMICROBIAL TECHNOLOGY

Over the past few years, our customers have told us that bacteria are becoming more difficult to fight in many plants and factories. SuperKlean listened and now ships two versions of specially formulated Microban washdown hoses that inhibits growth of bacteria, mold, mildew, and fungi that can cause odor, stains, or degradation of the hose cover.

Part #	Inner Diameter	Max Pressure*	Cover Color	Cover Material	Tube Material	Reinforcements
MBW	3/4"	300 PSI	White	Smooth EPDM	EPDM	Spiral textile
	Super Sani-Wash 300 — Economical Microban hose for hot water washdown in food processing plants, dairies, packing houses, bottling plants, breweries, canneries, and creameries					
MBY	3/4"	300 PSI	Yellow	Carbyn rubber	Nitrile	Spiral synthetic yarn
	Fortress 300 — Microban antibacterial protection, super abrasion & oil resistant cover for maximum protection against the adverse effects of oil and animal fats					

*Warnings: Couplings attached with bands or clamps may reduce working pressure of the hose assembly to less than the maximum rated working pressure of the hose. Refer to the NAHAD Industrial Hose Assembly Guideline.



SuperKlean Tip!

Our Microban hoses are only marginally more expensive than standard hoses, but last much longer!

SuperKlean now ships custom Microban antibacterial hoses with fittings pre-installed.

Call: (800) 769 - 9173

Visit: www.superklean.com

SUPERKLEAN HOSES

Features:

- Flexible, lightweight, economical, durable, and safe construction.
- Your choice of standard adapters on every assembly made.
- Assemblies available in lengths of 25', 50', 75', and 100'.
- Wide variety of hose constructions and materials to suit all of your washdown needs.
- Custom assembled hoses professionally made to your exact specifications, with fittings of your choice, can be drop-shipped anywhere in the world within 24-48 hours.



*Shown with optional stainless steel fittings and optional hose guard

Part #	Inner Diameter	Max Pressure*	Cover Color	Cover Material	Tube Material	Reinforcements
UW	3/4"	300 PSI	White	Smooth EPDM	EPDM	4 textile plies
	Economical, flexible, lightweight washdown hose for hot water and mild chemicals in cleaning and washdown applications. White hoses are often a favorite at dairies, breweries, and distilleries					
UB	3/4"	300 PSI	Yellow	Smooth EPDM	EPDM	4 textile plies
	Economical, flexible, lightweight washdown hose for hot water and mild chemicals in cleaning and washdown applications. Black hoses are often used in environments with considerable dust and dirt					
UR	3/4"	300 PSI	Red	Smooth EPDM	EPDM	4 textile plies
	Economical, flexible, lightweight washdown hose for hot water and mild chemicals in cleaning and washdown applications. Red hoses are chosen based on individual company preference in many different industries					
UY	3/4"	500 PSI	Yellow	Smooth Nitrile	Nitrile	4 aramid plies
	Premium washdown hose, yellow abrasion and oil resistant cover, for hot water and mild chemicals in cleaning and washdown applications. Often specified in harsh environments					
UBS	5/8"	300 PSI	Black	Wrapped EPDM	EPDM	2 plies poly
	Durable wrapped finish cover, heavy duty washdown hose for hot water and mild chemicals in cleaning and washdown applications. Used in dusty or dirty environments for many industries					
URS	5/8"	300 PSI	Red	Wrapped EPDM	EPDM	2 plies poly
	Durable wrapped finish cover, heavy duty washdown hose for hot water and mild chemicals in cleaning and washdown applications. Red longer-lasting hoses for companies that prefer this color					
UWS	5/8"	300 PSI	White	Wrapped EPDM	EPDM	2 plies poly
	Durable wrapped finish cover, heavy duty washdown hose for hot water and mild chemicals in cleaning and washdown applications. A favorite in dairies or applications needing longer-lasting hoses					

*Warnings: Couplings attached with bands or clamps may reduce working pressure of the hose assembly to less than the maximum rated working pressure of the hose. Refer to the NAHAD Industrial Hose Assembly Guideline.



Scan the QR code to view the product page on our website

**ALL HOSES HAVE A MAXIMUM TEMPERATURE RATING OF 200°F
HOSES NOT FOR USE WITH LIVE STEAM**

SUPERKLEAN LIFESPAN™ HOSE GUARDS

It is very common that industrial hoses are assembled using fittings similar to SuperKlean fittings found on pages 17, 18, and 19. Under normal use, the inside of a hose constantly rubs against the bottom edges of the hose barb of the fitting, causing the hose to eventually burst at that location. Many washdown applications require the use of high temperature hot water, causing the wear and tear effects to be more pronounced, because hot water causes the hose to soften.

Premature hose failure can be costly in terms of replacement and production line down-time. SuperKlean LifeSpan hose guards can shield your hose against sharp edges at the end of the fittings, that may cut through the hose. This helps ensure your hose can meet or exceed its expected life span. Industrial hoses using internal hose guards can last up to 3 times longer, potentially saving hundreds of dollars per hose assembly.

SuperKlean LifeSpan™ Hose Guard Features:

- SuperKlean LifeSpan Hose Guards ensures hoses meet or exceed their designed life span.
- LifeSpan Hose Guards feature SuperKlean's unibody lock O-ring fittings that ensure these swivel fittings never come apart.
- SuperKlean LifeSpan Hose Guards include our highly-rated, unique fittings, featuring extra-long 2 1/4" long hose barbs. This allows 2 bands instead of one, ensuring hose assemblies are well secured.

Part #	Description
Swivel Adapter w/ LifeSpan Hose Guard	
HG8-1/2-B	8-1/2-B w/ 12" long SS Hose Guard
HG8-1/2-S	8-1/2-S w/ 12" long SS Hose Guard
HG8-5/8-B	8-5/8-B w/ 12" long SS Hose Guard
HG8-5/8-S	8-5/8-S w/ 12" long SS Hose Guard
HG8-3/4-B	8-3/4-B w/ 12" long SS Hose Guard
HG8-3/4-S	8-3/4-S w/ 12" long SS Hose Guard
HG8-FGHT 1/2-B	8-FGHT 1/2-B w/ 12" long SS Hose Guard
HG8-FGHT 1/2-S	8-FGHT 1/2-S w/ 12" long SS Hose Guard
HG8-FGHT 5/8-B	8-FGHT 5/8-B w/ 12" long SS Hose Guard
HG8-FGHT 5/8-S	8-FGHT 5/8-S w/ 12" long SS Hose Guard
HG8-FGHT 3/4-B	8-FGHT 3/4-B w/ 12" long SS Hose Guard
HG8-FGHT 3/4-S	8-FGHT 3/4-S w/ 12" long SS Hose Guard
HG8LT-1/2-B	8LT-1/2-B w/ 12" long SS Hose Guard (for 150 Lite Series Nozzles Only)
HG8LT-5/8-B	8LT-5/8-B w/ 12" long SS Hose Guard (for 150 Lite Series Nozzles Only)
HG8LT-3/4-B	8LT-3/4-B w/ 12" long SS Hose Guard (for 150 Lite Series Nozzles Only)

Ball Type Swivel Adapter w/ LifeSpan Hose Guard	
HG8-B1/2-S	8-B1/2-S w/ 12" long SS Hose Guard
HG8-B5/8-S	8-B5/8-S w/ 12" long SS Hose Guard
HG8-B3/4-S	8-B3/4-S w/ 12" long SS Hose Guard
HG8LT-B1/2-B	8LT-B1/2-B w/ 12" long SS Hose Guard (for 150 Lite Series Nozzles Only)
HG8LT-B5/8-B	8LT-B5/8-B w/ 12" long SS Hose Guard (for 150 Lite Series Nozzles Only)
HG8LT-B3/4-B	8LT-B3/4-B w/ 12" long SS Hose Guard (for 150 Lite Series Nozzles Only)

3 Piece Mixer Adapter w/ LifeSpan Hose Guard	
HG9-1/2-S	9-1/2-S w/ 12" long SS Hose Guard
HG9-5/8-S	9-5/8-S w/ 12" long SS Hose Guard
HG9-3/4-S	9-3/4-S w/ 12" long SS Hose Guard



Call: (800) 769 - 9173

Visit: www.superklean.com

Face Shield and Face Mask

Health officials and experts are increasingly advocating for the combined use of face masks with full safety face shields. Face shields offer far more protection to all areas of the face, greatly minimizing the risk of accidentally contaminating yourself by rubbing your eyes or adjusting your mask, which often happens unconsciously with extended mask wear. While wearing surgical-type face masks can protect others from your saliva, the lack of full coverage still leaves your face extremely vulnerable. Studies have shown that respiratory viruses not only enter the body through the nose and mouth, but through the eyes as well.

Face shields cover the entire face without actually coming into contact with the majority of the face. A comfortable foam headband positions the shield at a slight distance from the face, eliminating any uncomfortable or irritating contact and reducing the urge to touch your face.

A plastic shield offers a more extensive layer of filtration that masks alone cannot. When paired together, SuperKlean Face Masks and SuperKlean Face Shields form far more effective barriers against the inhalation or landing of any droplets through the nose, mouth, or eyes. Employees who work in close quarters or regularly come into contact with others in the workplace should wear full face shields if not protected by other measures such as plexiglass barriers.

For over 30 years, SuperKlean has been the leader in best sanitation equipment and practices across many industries through consistent quality and fast shipping. As a company founded on promoting healthy sanitary practices and providing the best factory and plant washdown products, SuperKlean understands the need for these industry workers to be safe. SuperKlean Face Shields and SuperKlean Face Masks can not only offer proper protection, but also provide a little peace of mind.

Features:

Face Shield

- Made with 0.30mm thick solid APET (amorphous polyethylene terephthalate) sheet with anti-fog coating on both sides.
- Lightweight and comfortable for extended wear.
- Helps protect eyes, nose, and mouth from dust, small particles, bodily fluids, liquid droplets, aerosols, and harmful chemical splashes.
- Scratch resistant to offer crisp, clear, and distortion free view.

Face mask

- Special 3-ply non-woven design provides protection from droplets, dust, and air particles.
- Comfortable elastic ear loop relieves pressure to the ears for extended wear.



Part #	Description
S-PPE-100	APET face shield (100 count)
M-PPE-100	3-ply non-woven facemasks (100 count)

Principal Parts & Materials:

S-PPE-100

Material:

Face Shield	PET, transparent
Sponge	Polyurethane
Elastic Band	Polyester

Dimensions: 13" (330mm) x 6.67" (220mm) x 12mil (0.3mm)

Weight: 1.6 oz (45 grams)

M-PPE-100

Material: PP Non-woven fabric with melt-blown non-woven cloth in the middle layer

Filtration: BFE ≥95%, PFE ≥95%

Dimensions: 6.9 x 3.7 x 0.4 inches

Color: Blue



Scan me

Scan the QR code to view the product page on our website

SuperKlean

Environmentally Exceptional Washdown Products

Industrial markets that trust SuperKlean mixing units, nozzles, fittings, and hoses for their sanitation washdown needs:

- Food & Beverage Mfg
- Ice Cream Plants
- Breweries
- Cheese Manufacturers
- Oil Refineries
- Bakery products
- Bread manufacturers
- Cereal and Pasta Products
- Chocolate and Confectionary
- Restaurant Industry
- Soft Drink Makers
- Pharmaceutical
- Distilleries
- Milk & Juice Producers
- Mining
- Cured Meats
- Textile Products
- Food Retailers
- Nutraceuticals/Supplements
- Flavor/Fragrance Industry
- Dairy
- Perfume Makers
- Beverage
- Slaughter Houses
- Orchard and Fruit Producers
- Vegetable Growers / Producers
- Meat Processing
- Seafood Industry
- Poultry Processing
- Snack and Functional Foods

WORLDWIDE HEADQUARTERS

CORPORATE ADDRESS

SuperKlean Washdown Products
1 Edwards Court, Suite 101
Burlingame, CA 94010 USA

EMAIL

sales@superklean.com

DIRECT

(800) 769 - 9173
(650) 375 - 7001

TECHNICAL SUPPORT

(650) 375 - 7001

SHIPPING / LOGISTICS SUPPORT

(650) 375 - 7001

SUPERKLEAN BUSINESS HOURS

8am - 5pm Monday-Friday PST



*"The World's Safest and Most Trusted
Washdown Brand for Sanitizing
Factories and Industrial Plants."*

Your Authorized SuperKlean Distributor

Call SuperKlean's Worldwide Headquarters for a distributor nearest you.

SuperKlean Washdown Products
1 Edwards Court, Suite 101
Burlingame, CA 94010