

SuperKlean

Environmentally Exceptional Washdown Products

SuperKlean's DuraMix 8000 Steam & Cold Water Station Technical Video Presentation Series

This one page PDF provides you with four highly informative SuperKlean videos detailing how SuperKlean's DuraMix 8000 works, how to install it, how to operate it, and how to perform preventative maintenance.

SuperKlean's world-leading DuraMix 8000 Steam & Cold Water Mixing Station has become the favorite and most trusted hot water washdown solution for leading factories and plants around the globe. Here are a few major reasons:



- SuperKlean's DuraMix 8000 is rated the #1 safest steam mixing station available, ensuring dangerous steam does not leak into hoses, potentially harming employees.
- Long-lasting with an exclusive SuperKlean 3 Year Warranty.
- Fast and easy, 'On the Wall' 15 minute preventative maintenance.
No special tools required! The only replacement part needed is a \$2.50 gasket.

Every DuraMix 8000 model operates from 30 PSI to 150 PSI for both steam pressure and cold water pressure. Great inventory, ready to ship same day – with all necessary parts in the box. Matching nozzles, hoses and other accessories also available for same day shipping.



1. How SuperKlean's DuraMix 8000 Works: (2:30 minute animation)

Animation video showing the inner workings of SuperKlean's steam station.

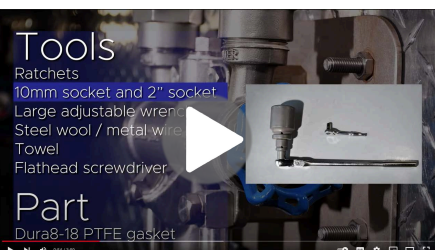



2. How to Install SuperKlean's DuraMix 8000: (4:54 minutes)

Detailed video providing instructions for easy DuraMix 8000 installation.

3. How to Operate SuperKlean's DuraMix 8000: (5:45 minutes)

Tutorial showing how to operate your 8000 unit first time with troubleshooting tips.



4. How to Perform Preventative Maintenance on the DuraMix 8000: (3:59 minutes)

Detailed video showing how to perform periodic 'on the wall' maintenance in 15 minutes.