


SuperKlean


Environmentally Exceptional Washdown Products

3600M Series Hot & Cold Water Mixing Station (3600M-B, 3600M-B-T, 3600M-S, 3600M-S-T)

- Incorporated Y-style body with check valves and ball joint unions for superior flexibility during installation.
- Inlet center lines which have the same dimensions as most of our competitors.
- Includes mounting plate, hose rack, and optional temperature gauge.



3600M-B-T

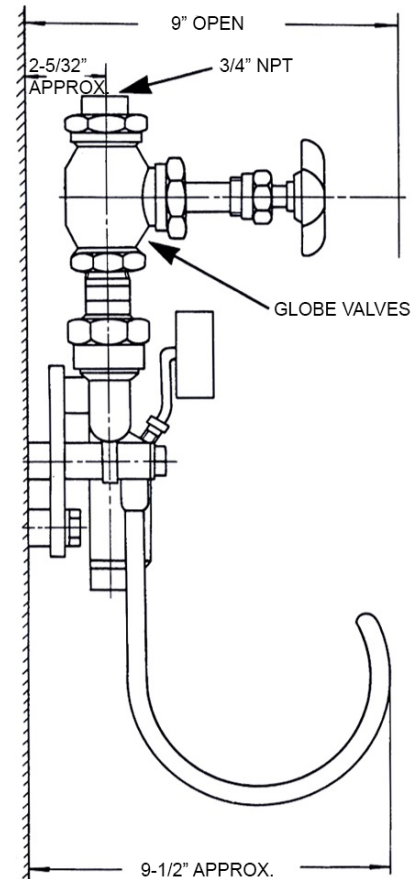
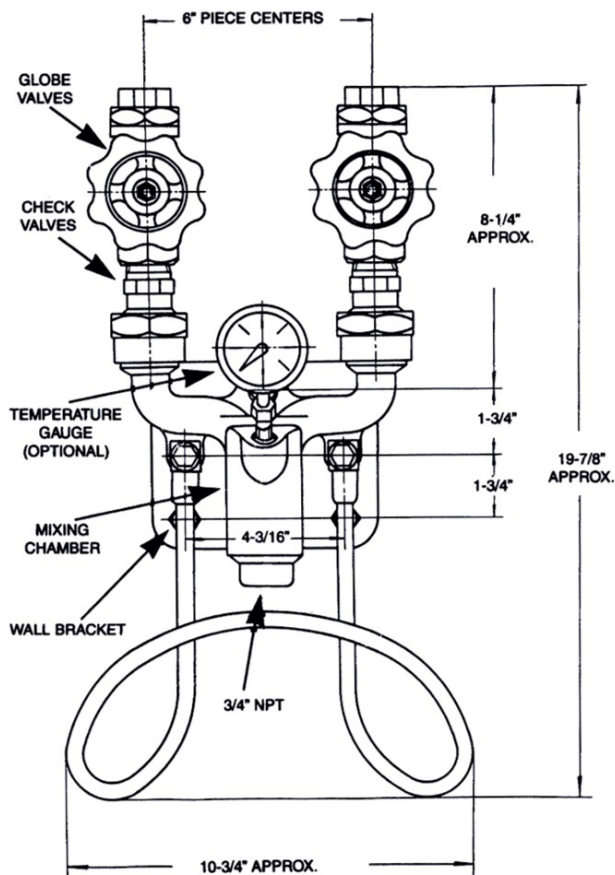


3600M-S-T

	3600M-B, 3600M-B-T	3600M-S, 3600M-S-T
Inlet/Outlet Diameter:	3/4" NPT	3/4" NPT
Globe Valves:	Brass	304 Stainless Steel
Mixer Body:	Brass	304 Stainless Steel
Check Valves: 304 Stainless Steel	Brass	304 Stainless Steel
Hose Rack: 304 Stainless Steel	304 Stainless Steel	304 Stainless Steel
Temperature Gauge (Optional):	Stainless Steel	Stainless Steel
Weight:	17.6 lbs. (8 kg)	22 lbs. (10 kg)
Recommended Operative Conditions		
Maximum Temperature:	200 °F (93 °C)	200 °F (93 °C)
Maximum Pressure:	150 PSI	150 PSI

SuperKlean

Environmentally Exceptional Washdown Products



Part #:	Description
GVCP-8	Globe valve stem packing. PTFE
GVCP-9	Globe valve stem nut gasket. PTFE
GVCP-10	Globe valve poppet. PTFE Seal
GVCP-11	Globe valve connection nut gasket. PTFE
GVCP-14	Check valve connection gasket. Copper
HAND WHEEL- (BLUE)	Globe valve hand wheel (Blue)
HAND WHEEL- (RED)	Globe valve hand wheel (Red)
GV-3600-BLUE	Globe valve for hot and cold water mixing unit. Brass. Cold water side.
GV-3600-RED	Globe valve for hot and cold water mixing unit. Brass. Hold water side.
GV-3600-SS-BLUE	Globe valve for hot and cold water mixing unit. Stainless Steel. Cold water side.
GV-3600-SS-RED	Globe valve for hot and cold water mixing unit. Stainless. Hold water side.
CV-WATER-B	Check valve for 3600 series unit, brass
CV-WATER-S	Check valve for 3600 series unit, stainless steel

SuperKlean Washdown Products, 1 Edwards Court, Suite 101, Burlingame, CA 94010, USA

Tel: (650) 375-7001 Fax: (650) 375-7010

www.superklean.com