



2025 Catalog

ISO 9001:2015 Certified

SuperKlean

Environmentally Exceptional Hot Water Sanitation Products



8000GM-S-T
Steam & Cold Water Hose Station
w/ SuperKlean Hose and Nozzle

The industry's safest, most environmentally exceptional Hose Stations. Rated #1 in leading independent testing.

The #1 Most Trusted Hot Water Sanitation Brand. Used by Thousands of the World's Leading Plants and Factories.

Always in stock for same day shipment!



3600BM-B-T
Hot & Cold Water
Hose Station

Please see inside cover to read about all of SuperKlean's amazing new products!



The New "X" Nozzle
Extended Bacteria and
Chemical Resistance

150B-R
Standard Spray Nozzle



SuperKlean industrial hot water nozzles, swivel hose adapters, and hose accessories are the most requested hot water sanitation solutions in factories and plants.

150LT
Lite Series



Our Wide Selection of Trusted Swivel Hose Adapters

← Crimped
External
Sleeve

← (Optional)
Internal
Hose
Guard

www.SuperKlean.com

Toll Free: (800) 769 -9173

Direct: (650) 375 - 7001

Fax: (650) 375 - 7010

SuperKlean

Environmentally Exceptional Hot Water Sanitation Products

To Our SuperKlean Customers,

SuperKlean 2025 Customer Update:

As our world climbs out of a long pandemic, SuperKlean Washdown Products is happy to report that the last 24 months have been **the most successful 2 years** in our 34 year history. Our growing team has been working hard to bring **Important New Products**, an **Improved List of SuperKlean Services**, and even a **New SuperKlean Division called "NozzlePro"**, to be launched worldwide in late 2024. (Ask one of our Team Members about NozzlePro.) We would like to thank our customers and partners, including Distributors, Mechanical Contractors, Commercial Plumbers, and ASPE members for countless design-ins of SuperKlean's high quality Hose Stations, Nozzles, Adapters, Hot Water Hoses, and Accessories.

Amazing New Washdown Products

- **"Introducing the 'X' series: The world's best line of chemical and bacteria-resistant industrial nozzles."** Based on our proven DuraFlow Series technology, our engineers, after 5 years of development and testing, have released this new Series of Hot Water nozzles that have been **Tested with over 1600 Different Chemicals** that are widely used for plant cleaning, sanitation, and washdown. (See page 14)
- Expanded versions of **SuperKlean's Industry-Leading Steam and Cold Water Hose Mixing Stations**: Now available with Ball Valves, and a **Thermostatic Version of SuperKlean's Renowned DURAMIX 8000**. Customers worldwide say **SuperKlean Steam Hose Stations are the Most Trusted!** (See pages 7 & 8)
- **New Specialty Chemical and Bacteria Resistant Nozzles for "Dairy Milking Parlors."** This unique dairy nozzle designed specifically for Pre and Post spraying cow teats during the milking process assists in keeping cows healthy and producing great milk products. (See page 15)

Expanded SuperKlean Services

SuperKlean has always been known for **"Always-on-the-Shelf Availability"**, **Friendly Service**, and **Same or Next Day Shipments**. During the pandemic years we have increased our inventory to greater heights, ensuring professional, low-cost shipments, quick order acknowledgments, order tracking, and always available knowledgeable humans to assist your special order needs.

A Growing, Dedicated Team Driven to Serve Your Needs!

No matter if it is a single fitting order, or a fast-turn order for dozens of Hose Stations, SuperKlean's dedicated team is always ready to serve your needs. During the tough years where many manufacturers raised prices, sometimes repeatedly during a year, SuperKlean reduced overhead to maintain fair pricing while continuing our magnificent service. Thank you for using SuperKlean products! Feel free to call us anytime Pacific Standard Time at 800-769-9173 for fast, efficient, and friendly service!

SuperKlean's Entire Worldwide Team!

Here are just a few of the fine companies who trust SuperKlean



"The World's Safest and Most Trusted Washdown Brand for Sanitizing Factories and Industrial Plants."



Call (800) 769 - 9173 or (650) 375 - 7001 for a distributor near you or visit our website at:
www.SuperKlean.com

TABLE OF CONTENTS -

PAGE

HOSE STATIONS

CHOOSING THE RIGHT MIXING UNIT	1
MIXING IT UP: WHY SUPERKLEAN'S STATIONS ARE THE 'MIX MASTERS' OF THE INDUSTRY	2
DURAMIX 8000GM SERIES GLOBE VALVE STEAM & COLD WATER HOSE STATION	3
DURAMIX 8000 STEAM & COLD WATER HOSE STATION REPLACEMENT PARTS LIST	4
CASE STUDIES AND TESTIMONIALS	5
ADVANTAGES OF THE DURAMIX 8000 STEAM & COLD WATER MIXING STATION	6
DURAMIX 8000BM SERIES BALL VALVE STEAM & COLD WATER HOSE STATION	7
DURAMIX 8000TM SERIES THERMOSTATIC TEMPERATURE-LIMITING SAFETY HOSE STATION	8
3600M SERIES GLOBE VALVE HOT & COLD WATER HOSE STATION	9
3600BM SERIES BALL VALVE HOT & COLD WATER HOSE STATION	10
6000M & 6000BM SERIES SINGLE GLOBE / BALL VALVE HOT OR COLD WATER HOSE STATION	11
3600 SERIES HOT & COLD WATER HOSE STATION REPLACEMENT PARTS LIST	12

NOZZLES

DURAFLOW CLASSIC SPRAY NOZZLES	13
DURAFLOW "X" SPRAY NOZZLES	14
DURAFLOW DAIRY "MILKING PARLOR" NOZZLES	15
DURAFLOW DAIRY NOZZLE REPLACEMENT PARTS	16
DURAFLOW "MINI" SPRAY NOZZLES	17
DURASPRAY SPRAY NOZZLES	18
STANDARD SPRAY NOZZLES	19
STANDARD "LITE" SPRAY NOZZLES	20
THERMOSMART SPRAY NOZZLES	21
NOZZLE REPLACEMENT PARTS	22

FITTINGS & ACCESSORIES

STANDARD DURALIFE SWIVEL ADAPTERS	23
BALL TYPE SWIVEL ADAPTERS	24
3-PIECE MIXER, GHT, AND OTHER ADAPTERS	25
QUICK-CONNECT FITTINGS	26
STEAM TRAP & STRAINER	27
LOCKABLE TEMPERATURE CONTROL WHEEL COVER FOR DURAMIX 8000 UNITS	28
SUPERKLEAN CUSTOM HOSE ASSEMBLY SERVICE	29
SUPERKLEAN HOSES	30
SUPERKLEAN LIFESPAN™ INTERNAL HOSE GUARDS	31
HOSE RACKS AND HOSE REELS	32

CHOOSING THE RIGHT SUPERKLEAN HOSE STATION – STEAM OR HOT AND COLD WATER

One common question we hear is:

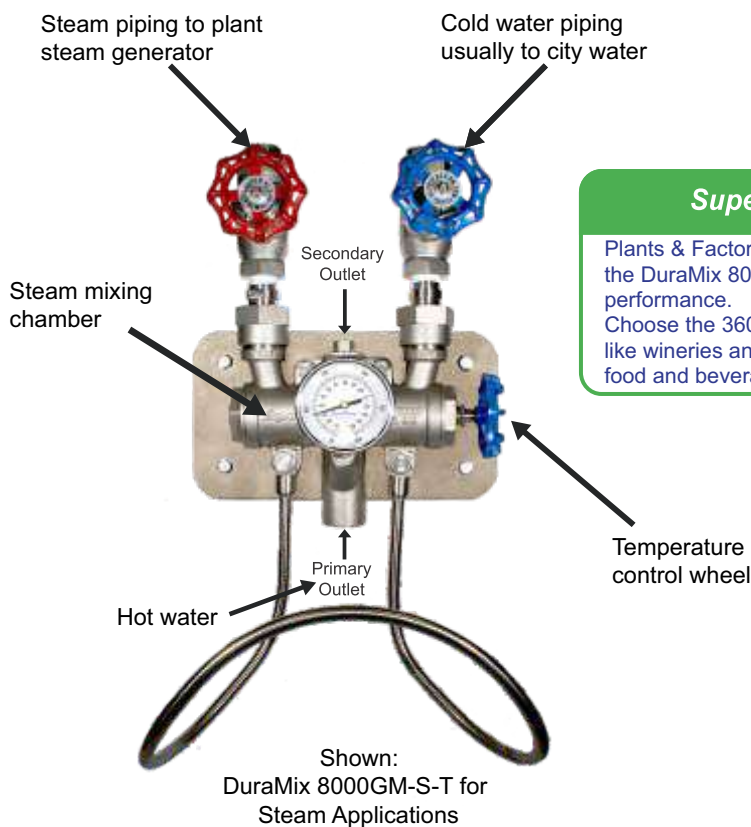
“My customer wants or needs a Hose Station (or Mixing Unit.) What should I quote him?”

What we tell our distributors and integrators is that plants usually require temperatures between **110-185 degrees** for effective cleaning, sanitation, and elimination of bacteria. Food, Beverage and Pharma Plants, plus over 30 other types of facilities most often use either: **Steam Generators** or **Hot Water Boilers** (much larger versions of typical 50-gallon Natural Gas heaters found in our home garages.)

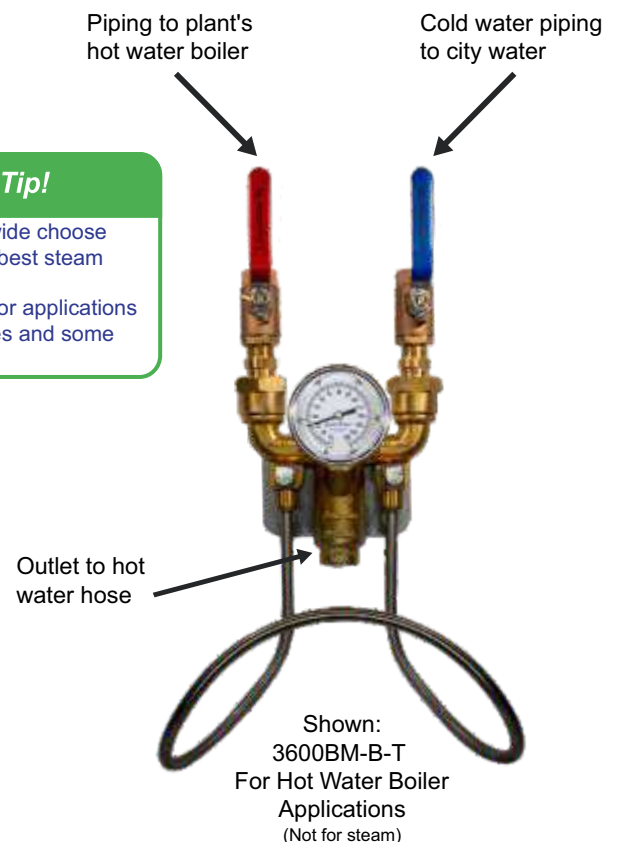
Simply ask Plant Managers or Maintenance Managers “How do you generate hot water in your plant, with Steam or Natural Gas Boilers?” They will usually fill in most of the details.

For over 30 years SuperKlean has designed the industry’s **most trusted Steam and Cold-Water Hose Station Family** and **the most reliable and long lasting 3600 Series Hot and Cold Water Mixers**. SuperKlean offers a wide range of each type of hose station that covers all applications. Please review the following information for both types of hose stations, or call us for technical assistance at 800-769-9173.

DuraMix 8000 Steam & Cold Water Station



3600 Series Hot & Cold Water Stations




SuperKlean Tip!
Plants & Factories worldwide choose the DuraMix 8000 for the best steam performance.
Choose the 3600 Series for applications like wineries and breweries and some food and beverage.

Introduction to DURAMIX 8000 STEAM AND COLD WATER HOSE STATIONS

At SuperKlean, for over 34 years we have designed the industry’s most trusted Steam and Cold Water Hose Station Family, for virtually every type of Steam & Cold Water application. Please see the next page for an overview of models to choose from.

DURAMIX 8000 Classic Steam & Cold Water Hose Stations (see pages 3-6)



For factories or plants where steam is the primary heating source, our DURAMIX Classic 8000 Series Steam & Cold Water Hose Stations are installed worldwide, at the most renowned food, beverage, and pharma companies - also in over 30 other Vertical Markets.

These robust hose stations feature **Globe Valves**, come in **Bronze or 304 Stainless Steel**, and are fast and easy to install. They can replace almost any other Steam Hose Station solution. They mix steam and cold water to deliver temperatures up to 200 degrees, at an amazing 30 PSI to 150 PSI for the most efficient plant sanitation. Built for durability the DURAMIX 8000 Series offer superb industry-leading safety features to manage even the most demanding industrial environments.

DURAMIX 8000 BALL VALVE STEAM & COLD WATER HOSE STATIONS

(see page 7)

“The Ball Valve DURAMIX 8000 provides a convenient, single-handle solution for fast on-and-off operation.” See Page 7 for details. This unit provides all the industry leading safety and operational features like our Classic Globe Valve solution.



DURAMIX 8000 STEAM & COLD WATER THERMOSTATIC TEMPERATURE-LIMITING HOSE STATION

(see page 8)

SuperKlean's Thermostatic Temperature-Limiting Hose Stations provide a special safety mechanism that automatically shuts down water flow when temperatures exceed 185 degrees (85C). Please check out Page 8 for more information and the many versions available.

Introduction to SuperKlean 3600 Series Hot & Cold Water Hose Stations (not for Steam use.)

3600 Series Hot & Cold Water Hose Stations (see pages 9-10)

If your factory or plant is powered by a **natural gas boiler or an electric water heater**, SuperKlean's **3600 Series Hot & Cold-Water Host Stations** are the best choice available, featuring an **industry-leading 5-year warranty**. 3600's provide a perfect blend of hot and cold water for effective cleaning and sanitation. The 3600 Series is renowned for its robust design, easy temperature control, and energy-efficient operation. Designed for high-performance and longevity, these Hose Stations are an essential tool for ensuring the effective operation of your facilities. **Available in brass or stainless steel, with globe or ball valves.**



For further details or technical assistance in choosing the best Hose Station for your application please call our friendly SuperKlean Technical Team at 800-769-9173. We are always available, with Hose Stations in stock and ready to ship.


Integrating a Hose Station or Mixing Station is only the first part of fulfilling the factory or plant's complete needs. Every Hose Station also needs a hot water hose, an industrial-strength nozzle, swivel adapters for the hose, as well as other accessories. Please consider SuperKlean's superb Swivel Adapters, Nozzles, and Hot Water Hoses when integrating a Hose Station or Mixing Station.

GLOBE VALVE STEAM & COLD WATER HOSE STATION

DURAMIX 8000GM SERIES

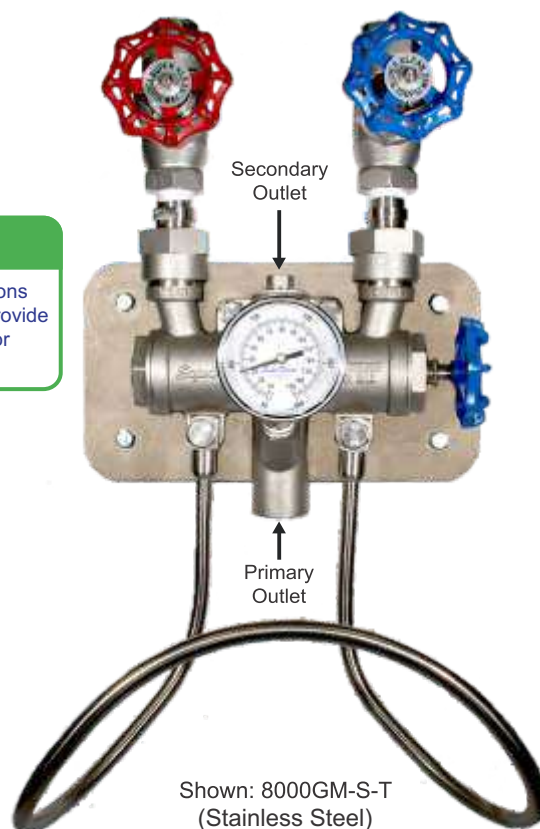
Features:

- **Best Design** - Operates with as little as 30 PSI for water and steam pressure, all the way up to 150 PSI without the need to change internal components, unlike some competitors.
- Dual output design with Secondary Outlet for a secondary hose or piping elsewhere.
- **Safety First** - Automatic shutoff feature built into the design to prevent live steam from passing through the unit.
Plant Safety Managers worldwide rate SuperKlean's DuraMix 8000 the safest steam unit available!
- **Convenience** - Comes with everything necessary for immediate installation and connection to pipelines.
- **Simple Maintenance** - Only takes 15 minutes to complete preventive maintenance.
- **Industry's Longest Warranty — 3 years!**



SuperKlean Tip!

DuraMix 8000 Steam Hose Stations are the world's most trusted to provide safe and environmentally superior extended life operation!



Principal Parts, Material, and Ratings

Inlet / Outlet diameter: 3/4" NPT

Mixer body: 8000GM-B: Bronze

8000GM-S: 304 Stainless Steel

Check valves: 8000GM-B: Bronze and Stainless Steel

8000GM-S: 304 Stainless Steel

Hose rack: 304 Stainless Steel

Temperature gauge: (optional) Stainless Steel

Weight: 8000GM-B 24.3 lbs (11 kg)

8000GM-S 26.5 lbs. (12 kg)

Recommended Operative Conditions

Working steam pressure (Saturated only):

30-150 PSI

Working water pressure: 30-150 PSI

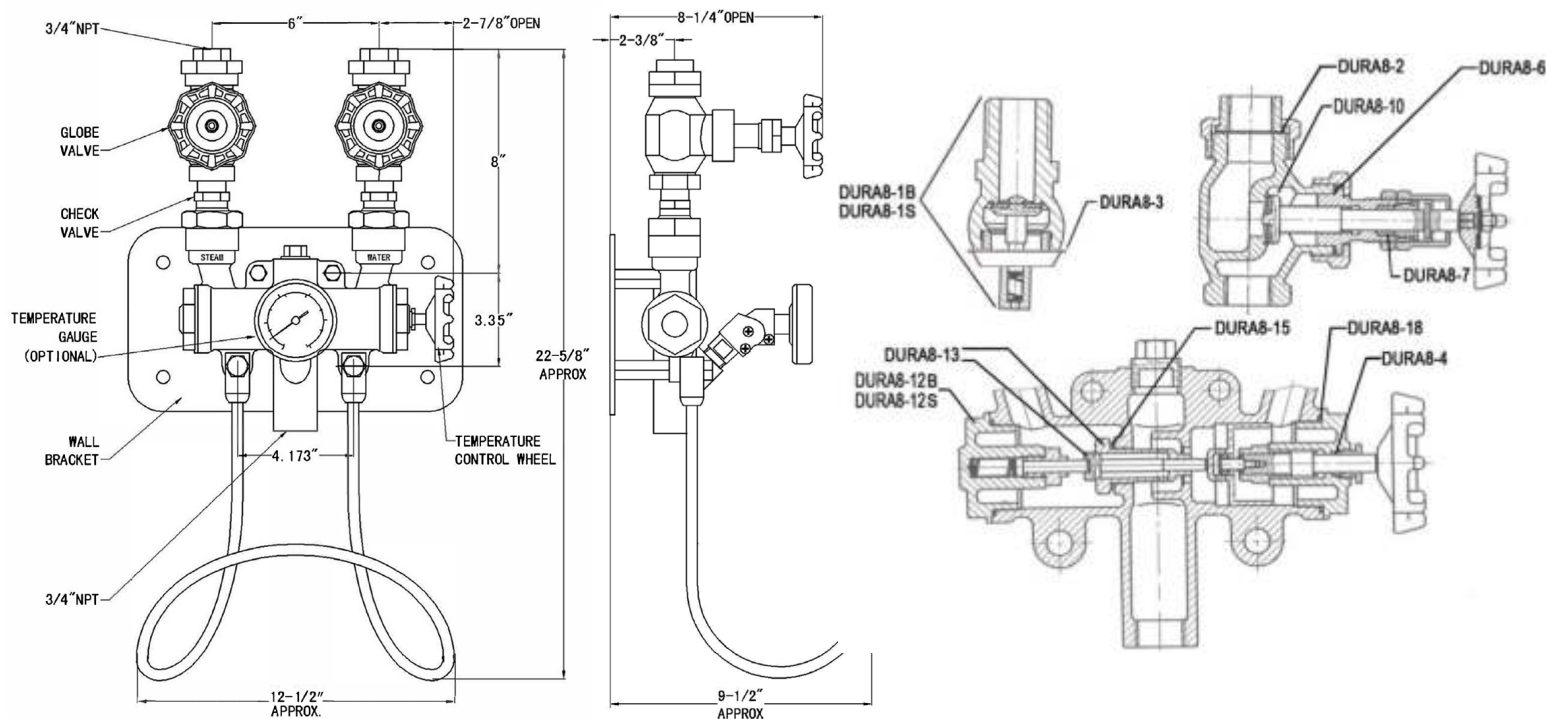
Maximum water temperature: 200°F (93°C)

Maximum pressure: 150 PSI

Part #	Description
8000GM-B	DuraMix steam and cold water mixing station, bronze, includes 2 globe valves, 2 check valves, hose rack, and mounting plate.
8000GM-B-T	8000GM-B with an adjustable angle temperature gauge.
8000GM-S	DuraMix steam and cold water mixing station, 304 Stainless Steel, includes 2 globe valves, 2 check valves, hose rack, and mounting plate.
8000GM-S-T	8000GM-S with an adjustable angle temperature gauge.

DURAMIX 8000 STEAM & COLD WATER HOSE STATION

REPLACEMENT PARTS LIST



Part #	Description
DURA8-1B	Check valve assembly. Includes check valve poppet, spring, and copper connection gasket. Bronze
DURA8-1S	Check valve assembly. Includes check valve poppet, spring, and copper connection gasket. Stainless Steel
DURA8-2-T	Globe valve connection gasket. PTFE. Cold water side
DURA8-2-C	Globe valve connection gasket. Copper. Steam side
DURA8-3	Check valve connection gasket. Copper
DURA8-4	Temperature control stem guide. PTFE filling
DURA8-6	Globe valve stem guide nut gasket. PTFE
DURA8-7	Globe valve stem guide PTFE filling
DURA8-10S	Globe valve poppet. Stainless Steel
DURA8-12B	Steam chamber cover plate assembly. Bronze
DURA8-12S	Steam chamber cover plate assembly. Stainless Steel
DURA8-13	Steam poppet and poppet seat. Stainless Steel
DURA8-15	Steam poppet seat copper gasket
DURA8-18	Temperature control chamber plate gasket. PTFE
DURA8-19	U-shaped handle for 8000BM series mixing stations
DURA8-20BS	Bronze ball valve for 8000BM series mixing stations. Steam side.
DURA8-20BW	Bronze ball valve for 8000BM series mixing stations. Cold water side.
DURA8-20SS	Stainless steel ball valve for 8000BM series mixing stations. Steam side.
DURA8-20SW	Stainless steel ball valve for 8000BM series mixing stations. Cold water side.
HANDWHEEL-BLUE	Globe valve hand wheel (Blue)
HANDWHEEL-RED	Globe valve hand wheel (Red)
GV-STEAM	Globe valve for steam and cold water mixing unit. Bronze. Steam Side.
GV-STEAM-SS	Globe valve for steam and cold water mixing unit. Stainless Steel. Steam Side.
GV-WATER	Globe valve for steam and cold water mixing unit. Bronze. Cold Water Side.
GV-WATER-SS	Globe valve for steam and cold water mixing unit. Stainless Steel. Cold Water Side.

INDEPENDENT TESTING PROVES SUPERKLEAN HOSE STATIONS ARE THE BEST!

17 years ago, a World Renowned Steam Solution Leader in steam products embarked on a year long in-depth comparison test of the world's best Washdown Units. Their quest? To choose the best Steam Hose Station manufacturer to integrate into their famous steam product line.



When you are an undisputed leader in the steam products business sector, it is crucial to make sure that 3rd party products sold in your product line are as excellent or better than the products you manufacture, sell, install, service, and stand behind.

An Exhaustive Search for the Best Steam Hose Station Manufacturer



Creating some of the world's most renowned steam solutions takes decades of building trust with the world's most demanding customers.

A reliable, safe, and cost-effective Washdown Unit was integral to the ongoing success of this world-leading steam company. With over 1,000 dedicated steam engineers on payroll in over 30 different countries, choosing the wrong Washdown supplier could be catastrophic!



SuperKlean finally received the great news! After months and months of exhaustive testing, our SuperKlean DuraMix 8000 was chosen by this renowned steam expert to be the best Washdown Unit, over four other worthy suppliers.

SuperKlean's over 34 years of dedication to "Continuous Product Improvements" and "Always Striving for Perfection" made our company the only one that met or exceeded this steam leader's stringent testing. **All these years later, SuperKlean is still their trusted partner!**

CASE STUDIES AND TESTIMONIALS

Customer Testimonial:

"SuperKlean's DuraMix 8000 Steam Mixers are the best I have used in my 30 years in the food processing business. They are the Cadillac of mixing stations, and all the others are like Model T's!"

- Plant Manager for one of America's largest frozen strawberry producers



Case Study #1

This world famous flavoring and fragrance leader struggled with steam mixing stations for decades, controlling temperature of water and most recently fighting steam leaking into hoses through competitors mixing stations. The Plant Safety Manager provided a tour to demonstrate the problem. He said "stand back," picked up a hose and started spraying, with dangerous steam coming out of the nozzle. After 5 seconds or so the steam sputtered with hot water, then finally produced a steady stream of hot water. This company has now replaced over 40 of the competitors steam mixers with SuperKlean DuraMix 8000 units.

Case Study #2

A billion dollar food and condiments manufacturer with over a dozen U.S. locations was having issues with steam leaking into hoses, bursting them, and in one instance, blowing off a nozzle completely. (See photo of burst hoses at the right.) This Plant Safety Manager is in the process of replacing up to 60 of these competitors steam units with SuperKlean's DuraMix 8000. Managers at this company's other locations are now doing the same.



Case Study #3

A worker at a dairy in the Northwest had been spraying and sanitizing, set the hose with nozzle down and came back about an hour later to continue. He mistakenly pointed the nozzle at himself, burning himself with steam that had accumulated in the hose. He needed to be taken for special medical assistance. The distributor who sold the competitors steam units replaced the leaking steam units at this dairy with SuperKlean DuraMix 8000 steam stations.

SuperKlean Steam Hose Stations

The #1 Most Trusted Washdown Brand!

10 Reasons why SuperKlean DuraMix Hose Stations are Rated #1

Based on independent testing by steam industry experts.

INDUSTRY'S ONLY LOCKING MECHANISM

The steam lock nut, located behind the red hand-wheel, can be used to limit steam flow rate in the scenario that the desired hot water temperature output is too hot.

After achieving the desired water temperature output, use SuperKlean's innovative lock nut solution to limit the maximum steam flow rate so the desired temperature can be achieved each time both inlet globe valves are turned open. Please watch "Operation Tutorial video" for details.

COMMON MOUNTING DIMENSIONS

Heavy duty mounting plate shares mounting hole specifications with the leading competitive solution.

TECHNICALLY SUPERIOR DESIGN

SuperKlean's powerful and durable inner steam poppet design is a technological work of art. It provides ultimate safety against steam leakage, keeping your operators safe.

SAFEST DESIGN

SuperKlean leads the industry with our exclusive "Safety-First" steam unit design ~does not pass dangerous live steam. Without adequate water pressure, the steam poppet forms a seal with its seat, preventing steam from entering the mixing chamber and hose.

Please view SuperKlean
DuraMix 8000 Technical
Video Presentation at
www.superklean.com/downloads/.

SECONDARY OUTLET

A SuperKlean customer favorite feature. Provides additional hot water source.

LOW PRESSURE? NO PROBLEM!

Operates on as little as 30 PSI, all the way up to 150 PSI! This exclusive wide range can perfectly handle fluctuations in steam and water pressure over a wide range of piping scenarios.

SET TEMPERATURE ONCE: IMPROVE PRODUCTIVITY!

SuperKlean's temperature control hand-wheel design provides a convenient and precise one time temperature adjustment. Once the desired output temperature is set with the temperature control wheel, only the globe valves need to be fully opened to achieve the previously set temperature. No need to adjust the globe valves each time you operate!

BY FAR THE EASIEST STEAM MIXING STATION TO MAINTAIN

Preventive maintenance on SuperKlean's DuraMix 8000 is the fastest, easiest, and lowest cost in the washdown industry!

Watch our online 8000 Maintenance Video and you will be amazed at how we excel over the competition.

Your manpower and cost savings over the life of the unit is substantial. All it takes is 15 minutes and one \$3.66 replacement gasket!

PRIMARY OUTLET

Increasingly, plant safety managers are switching to SuperKlean 8000 Series steam units, based on competitive units leaking hazardous steam into hoses and nozzles.

3 YEAR WARRANTY

All SuperKlean 8000 Series steam units feature an incredible industry-leading 3 year warranty. SuperKlean Hose Stations just last longer!

ALL-IN-ONE PACKAGING

Now Available in
Thermostatic
and Ball Valve
Versions!

Comes with everything pictured (except the optional thermometer) for immediate installation.

Call: (800) 769 - 9173
Visit: www.superklean.com

BALL VALVE STEAM & COLD WATER HOSE STATION


DURAMIX 8000BM SERIES

Features:

- **Best Design** - Operates with as little as 30 PSI for water and steam pressure, all the way up to 150 PSI without the need to change internal components, unlike some competitors.
- Dual output design with Secondary Outlet for a secondary hose or piping elsewhere.
- Fast single handle ball valve assembly opens or closes quickly.
- **Safety First** - Automatic shutoff feature built into the design to prevent live steam from passing through the unit.
- **Plant Safety Managers worldwide rate SuperKlean's DuraMix the safest steam unit available!**
- **Convenience** - Comes with everything necessary for immediate installation and connection to pipelines.
- **Simple Maintenance** - Only takes 15 minutes to complete preventive maintenance.
- **Industry's Longest Warranty — 3 years!**



Shown: 8000BM-B-T
(Bronze)



Shown: 8000BM-S-T
(Stainless Steel)

Principal Parts, Material, and Ratings

Inlet / Outlet diameter: 3/4" NPT

Mixer body: 8000BM-B: Bronze

8000BM-S: 304 Stainless Steel

Check valves: 8000BM-B: Bronze and Stainless Steel

8000BM-S: 304 Stainless Steel

Hose rack: 304 Stainless Steel

Temperature gauge: (optional) Stainless Steel

Weight: 8000BM-B 20 lbs (9 kg)

8000BM-S 21 lbs. (10 kg)

Recommended Operative Conditions

Working steam pressure (Saturated only):

30-150 PSI

Working water pressure: 30-150 PSI

Maximum water temperature: 200°F (93°C)

Maximum pressure: 150 PSI

Part #	Description
8000BM-B	DuraMix steam and cold water mixing station, bronze, includes 2 ball valves, 1 U-shaped handle, 2 check valves, hose rack, and mounting plate.
8000BM-B-T	8000BM-B with an adjustable angle temperature gauge.
8000BM-S	DuraMix steam and cold water mixing station, 304 Stainless Steel, includes 2 ball valves, 1 U-shaped handle, 2 check valves, hose rack, and mounting plate.
8000BM-S-T	8000BM-S with an adjustable angle temperature gauge.

THERMOSTATIC TEMPERATURE-LIMITING SAFETY HOSE STATION DURAMIX 8000T SERIES

Features:

- **Safety First - Thermostatic Safety Mechanism:** This unit is based on the 8000 model, with an addition thermostatic temperature-limiting feature for added safety. The unit's advanced thermostatic shutoff feature automatically cuts off water flow if the temperature exceeds the pre-set limit of 185°F (85°C), preventing live steam from passing through the unit. **Plant Safety Managers worldwide rate SuperKlean's DuraMix 8000 the safest steam unit available!**
- Dual output design with Secondary Outlet for a secondary hose or piping elsewhere.
- **Convenience** - Comes with everything shown except the optional adjustable angle temperature gauge.
- **Simple Maintenance** - Only takes 15 minutes to complete preventive maintenance.
- **1 year warranty**



Shown: 8000T-GM-B-T
(Bronze)



Shown: 8000T-BM-S-T
(Stainless Steel)

Principal Parts, Material, and Ratings

Inlet / Outlet diameter: 3/4" NPT

Mixer body: 8000T-GM-B & 8000T-BM-B: Bronze

8000T-GM-S & 8000T-BM-S: 304 Stainless Steel

Check valves: 8000T-GM-B & 8000T-BM-B: Bronze and Stainless Steel

8000T-GM-S & 8000T-BM-S: 304 Stainless Steel

Hose rack: 304 Stainless Steel

Temperature gauge: (optional) Stainless Steel

Weight: 8000T-GM-B 24.3 lbs (11 kg)

8000T-GM-S 26.5 lbs. (12 kg)

8000T-BM-B 20 lbs (9 kg)

8000T-BM-S 21 lbs (10kg)

Recommended Operative Conditions

Working steam pressure (Saturated only):

30-150 PSI

Working water pressure: 30-150 PSI

Maximum water temperature: 185°F (85°C)

Maximum pressure: 150 PSI

Part #	Description
8000T-GM-B	DuraMix thermostatic temperature-limiting steam and cold water mixing station, bronze, includes 2 globe valves, 2 check valves, hose rack, and mounting plate.
8000T-GM-B-T	8000T-GM-B with an adjustable angle temperature gauge.
8000T-GM-S	DuraMix thermostatic temperature-limiting steam and cold water mixing station, 304 Stainless Steel, includes 2 globe valves, 2 check valves, hose rack, and mounting plate.
8000T-GM-S-T	8000T-GM-S with an adjustable angle temperature gauge.
8000T-BM-B	DuraMix thermostatic temperature-limiting steam and cold water mixing station, bronze, includes 2 ball valves, 1 U-shaped handle, 2 check valves, hose rack, and mounting plate.
8000T-BM-B-T	8000T-BM-B with an adjustable angle temperature gauge.
8000-T-BM-S	DuraMix thermostatic temperature-limiting steam and cold water mixing station, 304 Stainless Steel, includes 2 ball valves, 1 U-shaped handle, 2 check valves, hose rack, and mounting plate.
8000T-BM-S-T	8000T-BM-S with an adjustable angle temperature gauge.

GLOBE VALVE HOT & COLD WATER HOSE STATION **3600M SERIES**

Features:

- Specially engineered Y-style body with check valves and ball joint unions for superior flexibility during installation.
- Inlet center lines which have the same dimensions as most of our competitors, for convenience in installation.
- Includes mounting plate, hose rack, and optional temperature gauge.
- **By far the industry's longest warranty — 5 years!**



Principal Parts, Material, and Ratings

Inlet / Outlet diameter: 3/4" NPT

Mixer body: 3600M-B: Brass
 3600M-S: 304 Stainless Steel

Globe style valves: 3600M-B: Brass
 3600M-S: 304 Stainless Steel

Check valves: 3600M-B: Brass
 3600M-S: 304 Stainless Steel

Hose rack: 304 Stainless Steel

Temperature gauge: (optional) Stainless Steel

Weight: 3600M-B: 17.6 lbs. (8 kg)
 3600M-S: 22 lbs. (10 kg)

Maximum Operative Conditions

Maximum pressure: 150 PSI

Maximum water temperature: 200°F (93°F)

Part #	Description
3600M-B	Hot & cold water mixing station, brass, includes 2 globe valves, 2 check valves, hose rack, and mounting plate.
3600M-B-T	3600M-B with an adjustable angle temperature gauge.
3600M-S	Hot & cold water mixing station, 304 Stainless Steel, includes 2 globe valves, 2 check valves, hose rack, and mounting plate.
3600M-S-T	3600M-S with an adjustable angle temperature gauge.

3600 SERIES MIXERS ARE NOT FOR USE IN STEAM APPLICATIONS

BALL VALVE HOT & COLD WATER HOSE STATION

3600BM SERIES

Features:

- Ball valves for easier shutoff while maintaining its original characteristics.
- Specially engineered Y-style body with check valves and ball joint unions for superior flexibility during installation.
- Inlet center lines which have the same dimensions as most of our competitors.
- Includes mounting plate, hose rack, and optional temperature gauge.
- **By far the industry's longest warranty — 5 years!**



Shown: 3600BM-S-T
(Stainless Steel)

"The Winemakers & Brewers Choice!"



Shown: 3600BM-B-T
(Brass)

Principal Parts, Material, and Ratings

Inlet / Outlet diameter: 3/4" NPT

Mixer body: 3600BM-B: Brass

3600BM-S: 304 Stainless Steel

Ball valves: 3600BM-B: Brass

3600BM-S: 304 Stainless Steel

Hose rack: 304 Stainless Steel

Temperature gauge: (optional) Stainless Steel

Weight: 3600BM-B: 16 lbs. (7.3 kg)

3600BM-S: 18 lbs (8.2 kg)

Maximum Operative Conditions

Maximum pressure: 150 PSI

Maximum water temperature: 200°F (93°C)

Part #	Description
3600BM-B	Hot & cold water mixing station, brass, includes 2 ball valves, 2 check valves, hose rack, and mounting plate.
3600BM-B-T	3600BM-B with an adjustable angle temperature gauge
3600BM-S	Hot & cold water mixing station, 304 Stainless Steel, includes 2 ball valves, 2 check valves, hose rack, and mounting plate.
3600BM-S-T	3600BM-S with an adjustable angle temperature gauge

3600 SERIES MIXERS ARE NOT FOR USE IN STEAM APPLICATIONS

SINGLE GLOBE / BALL VALVE HOT OR COLD WATER HOSE STATION 6000M & 6000BM SERIES

Features:

- Designed specifically to provide individual outlets of hot or cold water.
- Includes mounting plate, hose rack, and optional temperature gauge.
- **By far the industry's longest warranty — 5 years!**

Part #	Description
6000M-B	Single globe valve hot or cold water wall-mounted station, brass, includes hose rack and mounting plate.
6000M-B-T	6000M-B with an adjustable angle temperature gauge
6000BM-B	Single ball valve hot or cold water wall-mounted station, brass, includes hose rack and mounting plate.
6000BM-B-T	6000BM-B with an adjustable angle temperature gauge
6000M-S	304 Stainless Steel, single globe valve hot or cold water wall-mounted station. Includes hose rack and mounting plate.
6000M-S-T	6000M-S with an adjustable angle temperature gauge
6000BM-S	304 Stainless Steel, single ball valve hot or cold water wall-mounted station. Includes hose rack and mounting plate.
6000BM-S-T	6000BM-S with an adjustable angle temperature gauge

Principal Parts, Material, and Ratings

Inlet / Outlet diameter: 3/4" NPT

Station body: 6000M-B and 6000BM-B: Brass

6000M-S and 6000BM-S: 304 Stainless Steel

Globe style valve: 6000M-B: Brass

6000M-S: 304 Stainless Steel

Ball valve: 6000BM-B: Bronze

6000BM-S: 304 Stainless Steel

Hose rack: 304 Stainless Steel

Temperature gauge: (optional) Stainless Steel

Weight: 6000BM: 10 lbs. (4.5 kg)

6000M: 13 lbs. (5.9 kg)

Maximum Operative Conditions

Maximum globe valve pressure: 150 PSI

Maximum ball valve pressure: 600 PSI WOG

Maximum water temperature: 200°F (93°C)

**PLEASE REFER TO PAGE 12 FOR
REPLACEMENT PARTS**

*Note: 6000 Series Water Stations do not have check valves.
Check valve related replacement parts do not apply.*

6000 SERIES STATIONS ARE NOT FOR USE IN STEAM APPLICATIONS



Shown: 6000M-B-T
(Brass)



Shown: 6000BM-B-T
(Brass)



Shown: 6000M-S-T
(Stainless Steel)



Shown: 6000BM-S-T
(Stainless Steel)

SuperKlean Tip!

SuperKlean offers the optional temperature gauge at an extremely low additional cost. An important feature to ensure maintaining minimum temperature of 160°F or above.

3600 SERIES HOT & COLD WATER HOSE STATION REPLACEMENT PARTS LIST

3600M SERIES GLOBE VALVE MIXING STATION REPLACEMENT PARTS LIST

Part #	Description
GVCP-8	Globe valve stem packing (PTFE)
GVCP-9	Globe valve stem nut gasket (PTFE)
GVCP-10	Globe valve poppet (PTFE Seal)
GVCP-11	Globe valve connection nut gasket (PTFE)
GVCP-14	Check valve connection nut gasket. Copper
HAND WHEEL- (BLUE)	Globe valve hand wheel (Blue)
HAND WHEEL- (RED)	Globe valve hand wheel (Red)
GV-3600-BLUE	Globe valve for hot and cold water mixing unit. Brass. Cold water side.
GV-3600-RED	Globe valve for hot and cold water mixing unit. Brass. Hot water side.
GV-3600-SS-BLUE	Globe valve for hot and cold water mixing unit. Stainless Steel. Cold water side.
GV-3600-SS-RED	Globe valve for hot and cold water mixing unit. Stainless Steel. Hot water side.
CV-WATER-B	Check valve for 3600 series unit, Brass
CV-WATER-S	Check valve for 3600 series unit, Stainless Steel

3600BM SERIES BALL VALVE MIXING STATION REPLACEMENT PARTS LIST

Part #	Description
GVCP-14	Check valve connection gasket. Copper
BALL VALVE-BALL SEAT	3/4" ball valve ball seat. Pair. PTFE
BALL VALVE-LEV-BLUE	3/4" Ball valve lever. Stainless Steel. Blue
BALL VALVE-LEV-RED	3/4" Ball valve lever. Stainless Steel. Red
BALL VALVE-BLUE	3/4" ball valve, bronze (600 PSIG WOG-150 PSIG Saturated Steam)
BALL VALVE-RED	3/4" ball valve, bronze (600 PSIG WOG-150 PSIG Saturated Steam)
BALL VALVE-SS-BLUE	3/4" ball valve, Stainless Steel. Blue (600 PSIG WOG)
BALL VALVE-SS-RED	3/4" ball valve, Stainless Steel. Red (600 PSIG WOG)
CV-WATER-B	Check valve for 3600 series unit, brass
CV-WATER-S	Check valve for 3600 series unit, Stainless Steel

SuperKlean Tip!

SuperKlean 3600 Stainless Steel units cost significantly less than competitors' equivalents, allowing companies to cost effectively move to more preferred Stainless Steel units.

3600 SERIES MIXERS ARE NOT FOR USE IN STEAM APPLICATIONS

DURAFLOW CLASSIC SPRAY NOZZLES

DH150S CLASSIC SERIES

Features:

- Front trigger guard cover designed to prevent accidental spray.
- 4-Position trigger lock mechanism built in.
- Designed to unlock if dropped from a standing position.
- Quick connect receptacle for extension spray wands.
- 304 Stainless Steel construction with a total weight of 1.53 lbs.
- 1/2" female NPT inlet.
- Compatible with DuraWand.

Part #	Description
DH150S-DB	DuraFlow Nozzle, high flow, 304 Stainless Steel, with front trigger guard & locking trigger mechanism. Dark Blue cover
DH150S-R	Same as above, with Red cover
DH150S-W	Same as above, with White cover

HIGH FLOW:

Inlet pressure (PSIG)	Flow rate (GPM)
25	4.39
50	6.54
75	8.18
100	9.56
125	10.83
150	11.89

LOW FLOW*

Inlet pressure (PSIG)	Flow rate (GPM)
25	2.93
50	3.86
75	4.91
100	5.78
125	6.71
150	7.19

*Low flow rates can be achieved with the purchase of Flow Restrictor Adapter (Part: 8-FR-NPT).




Rating: 150 PSI / 200°F (93°C)

(Maximum **tested** operating pressure of 500 PSI)

DURAWAND EXTENSION SPRAY WANDS

Features:

- 1.5 or 3 foot 304 Stainless Steel wand length options.
- Adjustable spray pattern wand tip: stream or fan spray.
- Quick connect to DH150S Series or DS Series nozzle.



DO NOT CONNECT NOZZLE DIRECTLY TO LIVE STEAM

Part #	Description
DM-WAND	304 Stainless Steel wand with quick disconnect and adjustable spray tip. 1.5 feet
D-WAND	304 Stainless Steel wand with quick disconnect and adjustable spray tip. 3 feet

DURAFLOW "X" SPRAY NOZZLES

DH150X SERIES

X-TENDED BACTERIAL RESISTANCE & CHEMICAL RESISTANCE



After 3+ years of research, SuperKlean has re-engineered our popular DuraFlow Classic industrial nozzles to attain a new level of performance with X-tended Bacterial Resistance and X-tended Chemical Resistance!

SuperKlean's advanced DuraFlow Classic nozzle design has been trusted by many industries as their #1 hot water washdown nozzle for over 15 years.

SuperKlean's new DuraFlow "X" Series nozzle is now reinventing hot water sanitation by further reducing bacteria and pathogens in over 30 industrial vertical markets across our world. The DuraFlow "X" nozzle seamlessly merges factory hygiene with innovation.

With improved chemical resistance, SuperKlean's "X" nozzles stand up to over 1600 chemicals necessary to keep food and other products free of pathogens. This includes chemical use in industries ranging from Pharma to Food to Beverage to Dairy and to Agriculture.

SuperKlean's DuraFlow "X" nozzles are available in 3 colors, and each stands out with its **dark blue trigger**, designating its new X-tended bacterial and chemical resilient properties.

Features:

- Engineered for longer-life with a wide range of chemical solutions sprayed through it. Tested with over 1600 chemicals & detergents!
- Bacterial growth resistance has been extended over the current Classic Series nozzle's already superior performance.
- Proven 304 Stainless Steel construction stands up to harsh environments and rough usage.
- Lightweight at 1.53 lbs. for ergonomic operation. Employees love its 4 position locking mechanism.
- DuraFlow's same renowned safety, with front trigger guard and well-balanced handling.
- 1/2" female NPT inlet.

PART NUMBER	DESCRIPTION
DH150X-DB	DuraFlow "X" Nozzle, high flow, 304 Stainless Steel, with front trigger guard & locking trigger mechanism. Dark Blue cover
DH150X-R	Same as above, with Red cover
DH150X-W	Same as above, with White cover

HIGH FLOW:

Inlet pressure (PSIG)	Flow rate (GPM)
25	4.39
50	6.54
75	8.18
100	9.56
125	10.83
150	11.89

LOW FLOW*:

Inlet pressure (PSIG)	Flow rate (GPM)
25	2.93
50	3.86
75	4.91
100	5.78
125	6.71
150	7.19

*Low flow rates can be achieved with the purchase of Flow Restrictor Adapter (Part: 8-FR-NPT).



Rating: 150 PSI / 200°F (93°C)
(Maximum **tested** operating pressure of 500 PSI)

DO NOT CONNECT NOZZLE DIRECTLY TO LIVE STEAM

DURAFLOW DAIRY “MILKING PARLOR” NOZZLES

DH150D SERIES

SuperKlean has been supplying the best water nozzles to Dairy Manufacturers worldwide for over 34 years. At the 2024 World Ag Expo we demonstrated our new, innovative DuraFlow Dairy Milking Parlor Nozzle. With 5 years of rigorous testing in Milking Parlors, this chemical resistant nozzle provides ultimate teat coverage, with pinpoint spraying, **to greatly reduce time and wasted chemical costs.**

Features:

- Designed for maximum chemical resistance. Over 1600 chemicals tested!
- Enables faster and fuller teat spraying, **moving more cows through your milking parlor in less time!**
- Specially designed to provide **100% teat coverage, while using less chemicals, thus quickly paying for themselves!**
- Front trigger guard cover designed to prevent accidental spray.
- Dairymen-designed built-in hook allows hanging this nozzle on rails for fast access.
- 304 Stainless Steel construction with a total weight of 2.3 lbs.
- ½” female NPT Inlet.
- Your choice of 3/8” or ¼” hose barb and replaceable mesh screen strainer.
- Comes with stainless steel hook, 90° wand and SK-0401 full cone spray tip ... Everything needed for fast hose attachment and immediate spraying.

PART NUMBER:	DESCRIPTION:
DH150D-DB-3/8	DuraFlow Dairy spray nozzle, 304 SS, designed for milking parlors. Complete with SS: hook, 90° wand and full cone spray tip. Dark blue cover. Includes 3/8” hose barb with replaceable 50 mesh filter.
DH150D-DB-1/4	DuraFlow Dairy spray nozzle, 304 SS, designed for milking parlors. Complete with SS: hook, 90° wand and full cone spray tip. Dark blue cover. Includes ¼” hose barb with replaceable 50 mesh filter.
DH150D-R-3/8	DuraFlow Dairy spray nozzle, 304 SS, designed for milking parlors. Complete with SS: hook, 90° wand and spray tip. Red cover. Includes 3/8” hose barb with replaceable 50 mesh filter.
DH150D-R-1/4	DuraFlow Dairy spray nozzle, 304 SS, designed for milking parlors. Complete with SS: hook, 90° wand and spray tip. Red cover. Includes ¼” hose barb with replaceable 50 mesh filter.



PART NUMBER:	DESCRIPTION:
9D-3/8-S	3-pc adapter: ½” MNPT X 3/8” hose barb. Stainless Steel. Filter sold separately.
9D-1/4-S	3-pc adapter: ½” MNPT X ¼” hose barb. Stainless Steel. Filter sold separately.
9D-Filter	Nylon Slotted Strainer, 50 mesh equivalent. For use with 9D Series adapters.
9D-NPT-S	9D Series Adapter Body. ½” MNPT
9D-3Barb-S	3/8” hose barb for 9D series adapters, Stainless Steel.
9D-1Barb-S	¼” hose barb for 9D series adapters, Stainless Steel.
TP Body	Spray tip body, ¼” FNPT for installing spray tip to Wand-90D.
Cap-SS	Stainless Steel threaded cap to be used with 9D-NPT and TP Body.
SK-0401	Full Cone spray tip. Stainless Steel.
SK-0402	Flat Fan spray tip. Stainless Steel.
SK-0403-5	Wide Angle Full Cone spray tip. Stainless Steel. (full viscous fluids)
SK-0403-8	Wide Angle Full Cone Spray Tip (full viscous fluids) higher flow rate than SK-0403-5
WAND-90D	90° angle wand with body for spray tip (TP Body), Stainless Steel. To be used with DH150D series nozzle only.
WAND-GASKET	Silicone gasket for installing WAND-90D
2-DHS	DuraFlow lever, 304 Stainless Steel.
4-DHDB-H	DuraFlow Nozzle cover with hook, Dark Blue.
4-DHR-H	DuraFlow Nozzle cover with hook, Red.
7-D	Dairy Cartridge or “Barrel Assembly,” 304 SS
DH150D-DB	DH150D nozzle with SS hook only, dark blue cover. No wand, spray tip or adapter.
DH150D-R	DH150D nozzle with SS hook only, red cover. No wand, spray tip or adapter.



DURAFLOW DAIRY NOZZLE REPLACEMENT PARTS

Milking dairy cows is a tough job!

There are over 279 million dairy cows in the world, with over 10 million in North America alone. Dairy cows usually need to be milked twice a day, with most receiving a special teat “pre-treatment” before milking, then a “post-treatment” after milking. That results in over 1 Billion applications each day, in an environment where 1,400+ pound animals have to be gently moved into place for the milking process. This calls for an incredibly heavy-duty spray nozzle, like SuperKlean's DH Dairy nozzle. Dairymen want to extend the life of their SuperKlean Dairy nozzles, so we created the replacement and spare parts list below, with detailed part numbers and descriptions on page 15.



Dairy barn worker uses SuperKlean's Dairy Nozzle to provide precise coverage and treatment of each cow's teats.

DURAFLOW “MINI” SPRAY NOZZLES DM150S SERIES

Features:

- Small, compact design.
- Fully insulated.
- 304 Stainless Steel construction weighs only 1.25 lbs.
- 1/2" female NPT inlet.

Part #	Description
DM150S-DB	DuraFlow “Mini” Nozzle, high flow, 304 Stainless Steel, Dark Blue cover
DM150S-R	Same as above, with Red cover
DM150S-W	Same as above, with White cover



HIGH FLOW:

Inlet pressure (PSIG)	Flow rate (GPM)
25	4.39
50	6.54
75	8.18
100	9.56
125	10.83
150	11.89

LOW FLOW*

Inlet pressure (PSIG)	Flow rate (GPM)
25	2.93
50	3.86
75	4.91
100	5.78
125	6.71
150	7.19

*Low flow rates can be achieved with the purchase of Flow Restrictor Adapter (Part: 8-FR-NPT).



Rating: 150 PSI / 200°F (93°C)

(Maximum **tested** operating pressure of 500 PSI)

SuperKlean Tip!

SuperKlean customers love our lightweight MINI Spray Nozzles, crafted from 304 stainless steel!

DO NOT CONNECT NOZZLE DIRECTLY TO LIVE STEAM

DURASPRAY SPRAY NOZZLES

DS150S SERIES

Features:

- Designed for hanging hose applications (from overhead).
- Trigger lock to prevent accidental spraying.
- Quick connect receptacle for extension spray wands.
- 304 Stainless Steel construction weighs only 1.25 lbs.
- 1/2" female NPT inlet.
- Compatible with DuraWand.

Part #	Description
DS150S-DB	DuraSpray Nozzle, high flow, 304 Stainless Steel, with Dark Blue cover
DS150S-W	Same as above, with White cover



SuperKlean Tip!

Superklean's DS Series Nozzle is popular in meat processing plants worldwide.

HIGH FLOW:

Inlet pressure (PSIG)	Flow rate (GPM)
25	4.39
50	6.54
75	8.18
100	9.56
125	10.83
150	11.89

LOW FLOW*:

Inlet pressure (PSIG)	Flow rate (GPM)
25	2.93
50	3.86
75	4.91
100	5.78
125	6.71
150	7.19

*Low flow rates can be achieved with the purchase of Flow Restrictor Adapter (Part: 8-FR-NPT).



Rating: 150 PSI / 200°F (93°C)
(Maximum tested operating pressure of 500 PSI)

DO NOT CONNECT NOZZLE DIRECTLY TO LIVE STEAM

STANDARD SPRAY NOZZLES

150 SERIES

Features:

- An industry favorite for over 30 years!
- Nozzles are available in brass (3 lbs), aluminum (1.69 lbs), 304 Stainless Steel (2.78 lbs).
- 1/2" female NPT inlet.
- Durable rubber covers.



150B-DB



150B-R
150A-R
150S-R



150B-W
150A-W
150S-W



150A-LB



150S-G

SuperKlean Tip!

High flow or low flow? SuperKlean gives you the best of both worlds! Our nozzles are high flow by default, and if desired, you can reduce the flow rate by inserting SuperKlean's low cost Flow Restrictor. (Part: 8-FR-NPT)

HIGH FLOW:

Inlet pressure (PSIG)	Flow rate (GPM)
25	4.39
50	6.54
75	8.18
100	9.56
125	10.83
150	11.89

LOW FLOW*:

Inlet pressure (PSIG)	Flow rate (GPM)
25	2.93
50	3.86
75	4.91
100	5.78
125	6.71
150	7.19

*Low flow rates can be achieved with the purchase of Flow Restrictor Adapter (Part: 8-FR-NPT).

Part #	Description
150B-DB	Standard Nozzle, Brass, with Dark Blue cover
150B-R	Same as above, with Red cover
150B-W	Same as above, with White cover
150A-LB	Standard Nozzle, Anodized aluminum with Light Blue cover
150A-R	Same as above, with Red cover
150A-W	Same as above, with White cover
150S-G	Standard Nozzle, 304 Stainless Steel with Gray cover
150S-R	Same as above, with Red cover
150S-W	Same as above, with White cover



Rating: 150 PSI / 200°F (93°C)
(Maximum tested operating pressure of 500 PSI)

DO NOT CONNECT NOZZLE DIRECTLY TO LIVE STEAM

STANDARD "LITE" SPRAY NOZZLES

150LT SERIES

Features:

- More compact and lighter version of SuperKlean's popular Standard Nozzle.
- Perfect for applications where reduced size and/or flow rate are preferred.
- SuperKlean ball type swivel adapters available for ultimate, ergonomic operation.
- Special formulated rubber cover for durability and easy replacement.
- Bronze construction weighs only 1.25 lbs.
- **3/8" female NPT inlet.**

Inlet pressure (PSIG)	Flow rate (GPM)
25	4.00
50	6.25
75	7.75
100	9.00
125	10.25
150	11.50



Part #	Description
150LTB-DB	Standard "Lite" Nozzle, Bronze, with Dark Blue cover
150LTB-W	Same as above, with White cover
"Lite" Nozzle compatible LifeSpan™ internal hose guard fittings	
HG8LT-5/8-B	Swivel adapter (3/8" NPT x 5/8" hose barb), brass & 304 SS w/ 12" long SS Hose Guard
HG8LT-3/4-B	Swivel adapter (3/8" NPT x 3/4" hose barb), brass & 304 SS w/ 12" long SS Hose Guard

Note: Please see page 23 for additional lite series swivel adapters



Rating: 150 PSI / 200°F (93°C)

(Maximum **tested** operating pressure of 500 PSI)

SuperKlean's Lite Nozzle is a new reduced size version of our industry favorite 150 Series Standard Spray Nozzle.

This amazing Lite Nozzle has the same industrial strength and rugged features of our Standard Nozzle, but weighs in at a mere 1.25 lbs.

SuperKlean Tip!

Our "Lite" Nozzle has over 91% of the flow rate of our Standard Nozzle, at about 40% of the weight! It is quickly becoming a best seller.

DO NOT CONNECT NOZZLE DIRECTLY TO LIVE STEAM

THERMOSMART SPRAY NOZZLES

T150 SERIES

Features:

- SuperKlean's ThermoSmart Spray Nozzles are manufactured with the same characteristics as our Standard Spray Nozzles.
- Features temperature-indicating window to help prevent water-related burns.
- Accurate liquid crystal temperature readout. (not glass)
- USDA/FDA compliant for correct output temperature.
- Offered in brass, aluminum, and stainless steel.

Part #	Description
T150B-DB	ThermoSmart Nozzle, Brass with Dark Blue cover
T150B-W	Same as above, with White cover
T150A-LB	ThermoSmart Nozzle, Aluminum with Light Blue cover
T150A-W	Same as above, with White cover
T150S-G	ThermoSmart Nozzle, 304 Stainless Steel with Gray cover
T150S-W	Same as above, with White cover

HIGH FLOW:

Inlet pressure (PSIG)	Flow rate (GPM)
25	4.39
50	6.54
75	8.18
100	9.56
125	10.83
150	11.89

LOW FLOW:*

Inlet pressure (PSIG)	Flow rate (GPM)
25	2.93
50	3.86
75	4.91
100	5.78
125	6.71
150	7.19

*Low flow rates can be achieved with the purchase of Flow Restrictor Adapter (Part: 8-FR-NPT).



Top View



Window turns brown when above the measured temperature.
 Window turns green when within 2° F of measured temperature.
 Window turns blue when below measured temperature.



Rating: 150 PSI / 200°F (93°C)
 (Maximum tested operating pressure of 500 PSI)

SuperKlean Tip!

The USDA is pushing food suppliers to keep washdown water temperatures continuously above 160°F to help eliminate bacteria and contaminants. One glance at our ThermoSmart Nozzle gives an immediate reading! SuperKlean recommends Microban hoses as the perfect accessory for the ThermoSmart nozzles. (See page 29 for details)

DO NOT CONNECT NOZZLE DIRECTLY TO LIVE STEAM

NOZZLE REPLACEMENT PARTS


Features:

- Interchangeable parts and covers for all nozzles.
- Specially formulated nozzle covers for easy installation, long lasting durability, and resistance to a wide range of oils, fats, and chemicals.

Nozzle Parts:

Part #	Description
1-B	Standard Nozzle body, brass one piece, epoxy resin coated
1-A	Standard Nozzle body, anodized aluminum, one piece, epoxy resin coated
1-S	Standard Nozzle body, 304 stainless steel, one piece, epoxy resin coated
1-LTB	Lite nozzle body, bronze.
2	Standard Nozzle Lever, 304 stainless steel
2-LTS	"Lite" nozzle lever, stainless steel.
2-DHS	DuraFlow lever, 304 stainless steel
2-X	DuraFlow X lever, 304 stainless steel
2-DMS	DuraFlow "Mini" lever, 304 stainless steel
2-DSS	DuraSpray lever, stainless steel. Plastic dip
3	Lever bolt, bushing & nut, 304 stainless steel
3-LT	"Lite" nozzle lever bolt & nut, stainless steel.
3-DH	DuraFlow nozzle lever bolt & nut, stainless steel
3-DM	DuraFlow "Mini" nozzle lever bolt & nut, stainless steel
3-DS	DuraSpray nozzle lever bolt & nut, stainless steel
5-S	Cage or "thrust collar," 304 stainless steel
6	Lock screw or "end adapter," 304 stainless steel
6-LT	"Lite" nozzle end adapter, stainless steel.
7-B	Cartridge or "barrel assembly," brass, contains all working parts
7-S	Cartridge or "barrel assembly," 304 stainless steel, contains all working parts
7-LTS	"Lite" nozzle barrel assembly, stainless steel, contains all working parts
7-DHS	DuraFlow cartridge or "barrel assembly," 304 stainless steel, contains all working parts
7-X	DuraFlow X cartridge or "barrel assembly," 304 stainless steel, contains all working parts
7-DMS	DuraFlow "Mini" cartridge or "barrel assembly," 304 stainless steel, contains all working parts
7-DSS	DuraSpray cartridge or "barrel assembly", 304 stainless steel, contains all working parts

Note: Fully assembled cartridges containing all internal gaskets and O-rings.



Nozzle Covers

Part #	Description
4-DB	Standard Nozzle cover, dark blue
4-LB	Standard Nozzle cover, light blue
4-G	Standard Nozzle cover, gray
4-R	Standard Nozzle cover, red
4-W	Standard Nozzle cover, white
4-LTDB	"Lite" nozzle cover, dark blue
4-LTW	"Lite" nozzle cover, white

Part #	Description
4-DHDB	DuraFlow and DuraFlow X Nozzle cover, dark blue
4-DHR	DuraFlow and DuraFlow X Nozzle cover, red
4-DHW	DuraFlow and DuraFlow X Nozzle cover, white
4-DMDB	DuraFlow "Mini" Nozzle cover, dark blue
4-DMR	DuraFlow "Mini" Nozzle cover, red
4-DMW	DuraFlow "Mini" Nozzle cover, white
4-DSDB	DuraSpray Nozzle cover, dark blue
4-DSW	DuraSpray Nozzle cover, white

Please visit the SuperKlean YouTube Channel for video tutorials on rebuilding all SuperKlean Nozzles!

STANDARD DURALIFE SWIVEL ADAPTERS 8 & 8LT SERIES

Features:

- 360° swivel rotation to prevent hose kinking.
- 2 1/4" long hose shank/barb for a safer and more secure installation.
- Lock O-ring (instead of the traditional C-ring found on many competitors' swivel adapters) to secure swivel head. The O-ring is not a separate part and does not loosen or fall off.
- Built-in lock ring keeps nozzle trigger depressed, which minimizes hand fatigue.



Garden Hose Thread
Swivel Adapters



Standard swivel adapters:

Part #	Description	W/ Hose Guard Part #*
8-GHT-B	Swivel adapter (1/2" NPT x 3/4" FGHT), brass & 304 SS	N/A
8-GHT-S	Swivel adapter (1/2" NPT x 3/4" FGHT), 304 SS	N/A
8-1/2-B	Swivel adapter (1/2" NPT x 1/2" hose barb), brass & 304 SS	N/A
8-1/2-S	Swivel adapter (1/2" NPT x 1/2" hose barb), 304 SS	N/A
8-5/8-B	Swivel adapter (1/2" NPT x 5/8" hose barb), brass & 304 SS	HG8-5/8-B
8-5/8-S	Swivel adapter (1/2" NPT x 5/8" hose barb), 304 SS	HG8-5/8-S
8-3/4-B	Swivel adapter (1/2" NPT x 3/4" hose barb), brass & 304 SS	HG8-3/4-B
8-3/4-S	Swivel adapter (1/2" NPT x 3/4" hose barb), 304 SS	HG8-3/4-S

Standard swivel adapters (for 150 "Lite" Series Nozzles only):

Part #	Description	W/ Hose Guard Part #*
8LT-GHT-B	Swivel adapter (3/8" NPT x 3/4" FGHT), brass & 304 SS	N/A
8LT-1/2-B	Swivel adapter (3/8" NPT x 1/2" hose barb), brass & 304 SS	N/A
8LT-5/8-B	Swivel adapter (3/8" NPT x 5/8" hose barb), brass & 304 SS	HG8LT-5/8-B
8LT-3/4-B	Swivel adapter (3/8" NPT x 3/4" hose barb), brass & 304 SS	HG8LT-3/4-B

*To learn more about SuperKlean hose guards, please refer to our Hose Guard page 31.

BALL TYPE SWIVEL ADAPTERS

8-B & 8LT-B SERIES

Features:

- 360° multi-axis swivel rotation to prevent hose kinking and results in better ergonomics.
- Allows natural movement of the wrist with decreased fatigue for the operator.
- 2 1/4" long hose shank/barb for a safer and more secure installation.
- Lock O-ring (instead of the traditional C-ring found on many competitors' swivel adapters) to secure swivel head. The O-ring is not a separate part and does not loosen or fall off.
- Built-in lock ring keeps nozzle trigger depressed, which minimizes hand fatigue.



SuperKlean Tip!

SuperKlean's ball type swivel adapters are a best-selling item! They are dependably rugged, and make the operator's job so much easier. Once customers try it, they become "ball-type" advocates.

SuperKlean Tip!

SuperKlean's hose barbs are the longest in the industry, allowing two hose bands to be attached, preventing the hose from being separated. For increased safety, superior external sleeves or dual hose bands are recommended.

Ball type swivel adapters:

Part #	Description	W/ Hose Guard Part #
8-B1/2-B	Ball type swivel adapter (1/2" NPT x 1/2" hose barb), brass & 304 SS	N/A
8-B1/2-S	Ball type swivel adapter (1/2" NPT x 1/2" hose barb), 304 SS	N/A
8-B5/8-B	Ball type swivel adapter (1/2" NPT x 5/8" hose barb), brass & 304 SS	N/A
8-B5/8-S	Ball type swivel adapter (1/2" NPT x 5/8" hose barb), 304 SS	HG8-B5/8-S
8-B3/4-B	Ball type swivel adapter (1/2" NPT x 3/4" hose barb), brass & 304 SS	N/A
8-B3/4-S	Ball type swivel adapter (1/2" NPT x 3/4" hose barb), 304 SS	HG8-B3/4-S

Ball type swivel adapters (for 150 "Lite" Series Nozzles only):

Part #	Description	W/ Hose Guard Part #
8LT-B1/2-B	Ball type swivel adapter (3/8" NPT x 1/2" hose barb), brass & 304 SS	N/A
8LT-B5/8-B	Ball type swivel adapter (3/8" NPT x 5/8" hose barb), brass & 304 SS	N/A
8LT-B3/4-B	Ball type swivel adapter (3/8" NPT x 3/4" hose barb), brass & 304 SS	N/A

*To learn more about SuperKlean hose guards, please refer to Hose Guards on page 31.

3-PIECE MIXER ADAPTERS

Features:

- 2 1/4" long hose shank/barb for a safer and more secure installation.
- 3-piece design for ease of installation to prevent hose kinking. (Does not swivel after installation)



Part #	Description
9-1/2-B	3-piece mixer adapter (3/4" NPT x 1/2" hose barb), brass
9-1/2-S	3-piece mixer adapter (3/4" NPT x 1/2" hose barb), 304 Stainless Steel
9-5/8-B	3-piece mixer adapter (3/4" NPT x 5/8" hose barb), brass
9-5/8-S	3-piece mixer adapter (3/4" NPT x 5/8" hose barb), 304 Stainless Steel
9-3/4-B	3-piece mixer adapter (3/4" NPT x 3/4" hose barb), brass
9-3/4-S	3-piece mixer adapter (3/4" NPT x 3/4" hose barb), 304 Stainless Steel

*Optional SuperKlean hose guards are available for these parts.

FGHT HOSE BARB SWIVEL ADAPTERS 8-FGHT SERIES

Features:

- FGHT 360° swivel rotation to prevent hose kinking.
- 2 1/4" long hose shank/barb for safer and more secure installation.



Part #	Description
8-FGHT1/2-B	Swivel adapter (3/4" FGHT x 1/2" hose barb), brass & 304 Stainless Steel
8-FGHT1/2-S	Swivel adapter (3/4" FGHT x 1/2" hose barb), 304 Stainless Steel
8-FGHT5/8-B	Swivel adapter (3/4" FGHT x 5/8" hose barb), brass & 304 Stainless Steel
8-FGHT5/8-S	Swivel adapter (3/4" FGHT x 5/8" hose barb), 304 Stainless Steel
8-FGHT3/4-B	Swivel adapter (3/4" FGHT x 3/4" hose barb), brass & 304 Stainless Steel
8-FGHT3/4-S	Swivel adapter (3/4" FGHT x 3/4" hose barb), 304 Stainless Steel

*Optional SuperKlean hose guards are available for these parts.

MNPT-MGHT ADAPTERS NPT-BSPT ADAPTERS FLOW RESTRICTORS

Features:

- 3/4" MNPT x MGHT designed to complement our FGHT hose barb adapters, with the ability to make a 3/4" MNPT swivel.
- Once attached to any FGHT hose barb adapter, 360° swivel rotation prevents hose kinking.
- 1/2" Flow Restrictors to reduce water flow rate, MNPT to female BSPT or MNPT to FNPT



Flow Restrictors

Part #	Description
8-ADAPT-B	3/4" male NPT x 3/4" male GHT adapter, brass
8-ADAPT-S	3/4" male NPT x 3/4" male GHT adapter, 304 Stainless Steel
8-ADAPT-FBSPT	1/2" male NPT x 1/2" female BSPT adapter. 304 Stainless Steel.
8-ADAPT-MBSPT	1/2" male BSPT x 1/2" female NPT adapter. 304 Stainless Steel.
8-FR-BSPT	1/2" male NPT x 1/2" female BSPT flow restrictor adapter. 304 Stainless Steel.
8-FR-NPT	1/2" male NPT x 1/2" female NPT flow restrictor adapter. 304 Stainless Steel.

QUICK-CONNECT FITTINGS

8-QC SERIES FITTINGS

Features:

- SuperKlean 8-QC Series Fittings are 304 Stainless Steel high-flow couplings.
- 8-QCF Series Couplers sustain pressure up to 200 PSI.
- Compatible with 8-QCM Series Nipples.
- 2 1/4" long hose shank/barb for a safer and more secure installation.



Part #	Description
8-QCF-1/2	Coupler with 1/2" hose barb
8-QCF-5/8	Coupler with 5/8" hose barb
8-QCF-3/4	Coupler with 3/4" hose barb
8-QCM	Nipple with 1/2" MNPT connection

9-QC SERIES FITTINGS

Features:

- SuperKlean 9-QC Series Fittings are 304 Stainless Steel high-flow couplings.
- 9-QCF Series Couplers sustain pressure up to 200 PSI.
- Compatible with 9-QCM Series Nipples.
- 2 1/4" long hose shank/barb for a safer and more secure installation.



Part #	Description
9-QCM-1/2	Nipple with 1/2" hose barb
9-QCM-5/8	Nipple with 5/8" hose barb
9-QCM-3/4	Nipple with 3/4" hose barb
9-QCF	Coupler with 3/4" MNPT connection

STEAM TRAP & STRAINER

ST8000-SS & SS8000-SS

Steam Trap Features:

- Thermodynamic steam trap - simple design, efficient and reliable.
- Internal strainer and replaceable seat for easy maintenance.

Strainer Features:

- 20 mesh screen to keep most debris from entering sensitive equipment. Debris may cause damage and or malfunction to equipment.

Part #	Description
ST8000-SS (Steam trap)	3/4" disc type steam trap. Includes internal strainer. 304 Stainless Steel
SS8000-SS (Strainer)	3/4" Y-type strainer. 304 Stainless Steel



SuperKlean Tip!

Steam traps and strainers are always recommended for optimal hose station performance!

Principal Parts, Material, and Ratings

Inlet / Outlet diameter: 3/4" NPT

Body: 304 Stainless Steel

Gaskets: Copper

Screen: 20 mesh

Blow down valve opening: 1/2" NPT

Maximum steam pressure (saturated only): 600 PSI

Maximum water pressure: 600 PSI

Maximum steam temperature: 800°F (427°C)

Weight: 1.5 lbs (steam trap) or 1 lb (strainer)

3/4" BALL VALVES

Features:

- Single pull open or shutdown ability.
- Bronze or Stainless Steel construction for water, oil, gas, or steam.

Part #	Description
BALL VALVE-BLUE	3/4" NPT ball valve, bronze, blue lever
BALL VALVE-RED	3/4" NPT ball valve, bronze, red lever
BALL VALVE-SS-BLUE	3/4" NPT ball valve, Stainless Steel, blue lever
BALL VALVE-SS-RED	3/4" NPT ball valve, Stainless Steel, red lever



Principal Parts, Material, and Ratings

Retainer: Brass or Stainless Steel

Gland nut: Brass or Stainless Steel

Stem: Brass or Stainless Steel

Lever nut: Stainless Steel

Body seal: Stainless Steel

Pressure rating: 600 PSI WOG / 150 PSI STEAM

Weight: 1.28 lbs

Inlet / Outlet diameter: 3/4" NPT

Ball valve body: Bronze or Stainless Steel

Lever and grip: Plated steel / Stainless Steel with vinyl

Stem packing: PTFE

Stem bearing: PTFE

Ball: Chrome plated

Seats: PTFE

SuperKlean Tip!

SuperKlean ball valves are incredibly high quality, and available at great prices!

LOCKABLE TEMPERATURE CONTROL WHEEL COVER FOR DURAMIX 8000's

Features:

- This new, optional temperature hand-wheel cover is quick and easy to remove and replace!
- This optional plastic, red lock box was specifically requested by many Plant and Safety Managers!
- SuperKlean engineers created this customized, low-cost, and safe method for managers to control access to the 8000's highly-accurate temperature fine-tuning feature. (See page 2 for more information on SuperKlean's popular temperature hand-wheel feature.)



Principal Parts and Material

Includes: Red, heavy-duty, plastic box and lock

For use with: All SuperKlean 8000 Series Steam Hose Stations

Lock type: Master lock, with set of two keys

Weight: < 1 lb

Part #	Description
TCW-KL	Locking, access-control box customized to fit perfectly on all SuperKlean DuraMix 8000 Series Steam & Cold Water Hose Stations.

ADJUSTABLE ANGLE TEMPERATURE GAUGE

Features:

- Stainless Steel adjustable angle temperature gauge provides an accurate reading of the water exiting mixing units.
- Compatible with all SuperKlean hose stations.



Part #	Description
10	Temperature gauge, 304 Stainless Steel w/ 1/2" NPT thread, and safety plastic cover

SuperKlean Tip!

Provides Plant Managers with an extra level of temperature accuracy to meet FDA requirements!

SUPERKLEAN CUSTOM HOSE ASSEMBLY SERVICE

For over 34 years, SuperKlean has provided our partners and customers with complete custom-assembled hose services, featuring the highest quality hoses available. We professionally assemble hoses and fittings to exact customer specifications and ship within 24-48 hours. Our quality is unmatched, with decades of positive reviews supporting that fact.

Here are some reasons to trust SuperKlean's Custom Hose Assembly Service:

- SuperKlean ships your order **within 24-48 hours**. Sometimes the same day!
- You can trust our highly professional hose assembly to pay attention to your exact details.
- SuperKlean drop-ships to any location in the world. Saves shipping costs!
- We professionally crimp or double band hoses to your exact needs and specifications.
- Optional hose guard available - prolongs hose life by reducing wear around the hose barb.
- Your custom-assembled hose arrives with SuperKlean's own world-class fittings.
- SuperKlean stocks a wide variety of hoses and colors.
- We now carry leading-edge Microban antibacterial hoses (see below for details).
- **Perfect for food processing, beverage, dairy, wineries, breweries, oil, gas, etc.**

SuperKlean Tip!

We professionally ship and drop-ship hoses worldwide with crimped external sleeves, often within 24 hours.

If you have any technical questions, please call SuperKlean at (800) 769 - 9173.

One of our friendly and knowledgeable technicians will be immediately available to assist you.

MICROBAN HOSES

FEATURING ANTIMICROBIAL TECHNOLOGY

Over the past few years, our customers have told us that bacteria are becoming more difficult to fight in many plants and factories. SuperKlean listened and now ships two versions of specially formulated Microban washdown hoses that inhibits growth of bacteria, mold, mildew, and fungi that can cause odor, stains, or degradation of the hose cover.

Assemblies available in lengths of 25', 50', 75', and 100'. Hoses are also available in 500ft. reels without fittings.

Part #	Inner Diameter	Max Pressure*	Cover Color	Cover Material	Tube Material	Reinforcements
MBW	3/4"	300 PSI	White	Smooth EPDM	EPDM	Spiral textile
	Super Sani-Wash 300 — Economical Microban hose for hot water washdown in food processing plants, dairies, packing houses, bottling plants, breweries, canneries, and creameries					
MBY	3/4"	300 PSI	Yellow	Carbryn rubber	Nitrile	Spiral synthetic yarn
	Fortress 300 — Microban antibacterial protection, super abrasion & oil resistant cover for maximum protection against the adverse effects of oil and animal fats					

*Warnings: Couplings attached with bands or clamps may reduce working pressure of the hose assembly to less than the maximum rated working pressure of the hose. Refer to the NAHAD Industrial Hose Assembly Guideline.



SuperKlean Tip!

Our Microban hoses offer extended bacteria resistance, with only a marginal cost increase over standard hoses.

SuperKlean ships custom Microban antibacterial hoses with fittings pre-installed.

SUPERKLEAN HOSES “PROFESSIONALLY ASSEMBLED - FAST DELIVERY”

Features:

- Flexible, lightweight, economical, durable, and safe construction.
- Your choice of standard adapters are included on every assembly made.
- Assemblies available in lengths of 25', 50', 75', and 100'. UB, UR, and UY hoses are also available in 400' reels without fittings and UW hoses are now available in 500' reels without fittings.
- Wide variety of hose constructions and materials to suit all of your washdown needs.
- Custom assembled hoses professionally made to your exact specifications, with fittings of your choice, can be drop-shipped anywhere in the world, generally within 24-48 hours.



Part #	Inner Diameter	Max Pressure*	Cover Color	Cover Material	Tube Material	Reinforcements
UW	3/4"	300 PSI	White	Smooth EPDM	EPDM	4 textile plies
	Economical, flexible, lightweight washdown hose for hot water and mild chemicals in cleaning and washdown applications. White hoses are often a favorite at dairies, breweries, and distilleries					
UB	3/4"	300 PSI	Black	Smooth EPDM	EPDM	4 textile plies
	Economical, flexible, lightweight washdown hose for hot water and mild chemicals in cleaning and washdown applications. Black hoses are often used in environments with considerable dust and dirt					
UR	3/4"	300 PSI	Red	Smooth EPDM	EPDM	4 textile plies
	Economical, flexible, lightweight washdown hose for hot water and mild chemicals in cleaning and washdown applications. Red hoses are chosen based on individual company preference in many different industries					
UY	3/4"	500 PSI	Yellow	Smooth Nitrile	Nitrile	4 aramid plies
	Premium washdown hose, yellow abrasion and oil resistant cover, for hot water and mild chemicals in cleaning and washdown applications. Often specified in harsh environments					
UBS	5/8"	300PSI	Black	Wrapped EPDM	EPDM	2 plies poly
	Durable wrapped finish cover, heavy duty washdown hose for hot water and mild chemicals in cleaning and washdown applications. Black hoses are commonly used in dusty or dirty environments for many industries					
URS	5/8"	300PSI	Red	Wrapped EPDM	EPDM	2 plies poly
	Durable wrapped finish cover, heavy duty washdown hose for hot water and mild chemicals in cleaning and washdown applications.					
UWS	5/8"	300PSI	White	Wrapped EPDM	EPDM	2 plies poly
	Durable wrapped finish cover, heavy duty washdown hose for hot water and mild chemicals in cleaning and washdown applications. White hoses are a favorite in dairy applications.					

*Warnings: Couplings attached with bands or clamps may reduce working pressure of the hose assembly to less than the maximum rated working pressure of the hose. Refer to the NAHAD Industrial Hose Assembly Guideline.

ALL HOSES HAVE A MAXIMUM WATER TEMPERATURE RATING OF 200°F

(HOSES NOT FOR USE WITH LIVE STEAM)

SUPERKLEAN LIFESPAN™ INTERNAL HOSE GUARDS

It is very common that industrial hoses are assembled using fittings similar to SuperKlean's fittings. Under normal use, the inside of a hose constantly rubs against the bottom edges of the hose barb of the fitting, causing the hose to eventually burst at that location. Many washdown applications require the use of high temperature hot water, causing the wear and tear effects to be more pronounced, because hot water causes the hose to soften.

Premature hose failure can be costly in terms of replacement and production line down-time. SuperKlean LifeSpan hose guards can shield your hose against sharp edges at the end of the fittings, that may cut through the hose. This helps ensure your hose can meet or exceed its expected life span. Industrial hoses using internal hose guards can last up to 3 times longer, potentially saving hundreds of dollars per hose assembly.

SuperKlean LifeSpan Hose Guard Features:

- SuperKlean LifeSpan Hose Guards ensure hoses meet or exceed their designed life span.
- LifeSpan Hose Guards feature SuperKlean's uni-body lock O-ring fittings that ensure these swivel fittings never come apart.
- SuperKlean LifeSpan Hose Guards include our highly-rated, unique fittings, featuring extra-long 2 1/4" long hose barbs. This allows 2 bands instead of one, ensuring hose assemblies are well secured.

Part #	Description
Swivel Adapter w/ LifeSpan Hose Guard	
HG8-5/8-B	8-5/8-B w/ 12" long SS Hose Guard
HG8-5/8-S	8-5/8-S w/ 12" long SS Hose Guard
HG8-3/4-B	8-3/4-B w/ 12" long SS Hose Guard
HG8-3/4-S	8-3/4-S w/ 12" long SS Hose Guard
HG8-FGHT 5/8-B	8-FGHT 5/8-B w/ 12" long SS Hose Guard
HG8-FGHT 5/8-S	8-FGHT 5/8-S w/ 12" long SS Hose Guard
HG8-FGHT 3/4-B	8-FGHT 3/4-B w/ 12" long SS Hose Guard
HG8-FGHT 3/4-S	8-FGHT 3/4-S w/ 12" long SS Hose Guard
HG8LT-5/8-B	8LT-5/8-B w/ 12" long SS Hose Guard (for 150 Lite Series Nozzles Only)
HG8LT-3/4-B	8LT-3/4-B w/ 12" long SS Hose Guard (for 150 Lite Series Nozzles Only)

Ball Type Swivel Adapter w/ LifeSpan Hose Guard	
HG8-B5/8-S	8-B5/8-S w/ 12" long SS Hose Guard
HG8-B3/4-S	8-B3/4-S w/ 12" long SS Hose Guard

3 Piece Mixer Adapter w/ LifeSpan Hose Guard	
HG9-5/8-S	9-5/8-S w/ 12" long SS Hose Guard
HG9-3/4-S	9-3/4-S w/ 12" long SS Hose Guard

SuperKlean Tip!

SuperKlean LifeSpan™ Internal Hose Guards are taking the industry by storm. Extends the life of your hose, reducing lifetime hose costs. Reduce environmental impact with less hose replacements!

SuperKlean Tip!

We professionally assemble crimped external sleeves or optional double-banded hoses to your exact specifications!



HIGHEST QUALITY HOSE RACKS

Features:

- 304 Stainless Steel construction which is corrosion resistant in most applications and environments.
- Aluminum epoxy coated & Stainless Steel mounting plates designed for quick, easy installation and meets the required spacing between wall to plate and plate to unit.




Part #	Description
11	Hose rack for unit mounting, stainless steel with brass end adapters, includes bolts
11-S	11 with stainless steel end adapters
12	Hose rack for wall mounting, stainless steel with brass end adapters, includes epoxy coated aluminum mounting plate and bolts
12-S	12 with stainless steel end adapters
12-SS	12-S with stainless steel mounting plate, bolts and anchor bolts

SPRING DRIVEN HOSE REELS DURAREEL DR8 SERIES

Features:

- Dual axle support system with a 1" axle for increased stability, reduction of vibration, and structural integrity.
- Sturdy single pedestal chassis and frame to accommodate 50' of any of our hose assemblies.
- Professional grade heavy duty steel with durable powder coat finish or professional heavy duty electro-polished Stainless Steel.
- Ribbed discs with rolled edges which are CNC spun to provide strength, safety, and durability.
- Standard 90° 1/2" NPT inlet swivel connection in either brass or Stainless Steel.
- Guide arm that adjusts to wall, floor, vehicle and overhead positions and has a solid, one-piece heavy gauge 1/4" base and support post for maximum stability.
- Enclosed factory tuned and matched cartridge-style spring motor with non-corrosive Stainless Steel spring, pawl, and multi-position lock ratchet mechanism.
- Usually available off the shelf



Part #	Description
DR8	Powder coated heavy duty steel spring driven hose reel
DR8S	Electro-polished heavy duty Stainless Steel spring driven hose reel

Principal Parts, Material, and Ratings

Inlet / Outlet diameter: 1/2" NPT

Material: Powder coated steel (304 Stainless Steel)
Electro-polished steel (316 Stainless Steel)

Weight: 69 lbs. (31.3 kg)

Maximum Operative Conditions

Maximum water pressure: 300 PSI

Maximum water temperature: 200°F (93°C)

Maximum hose length: 50' @ 3/4" ID

SuperKlean

Environmentally Exceptional Hot Water Sanitation Products

Industrial markets that trust SuperKlean mixing units, nozzles, fittings, and hoses for their sanitation washdown needs:

- Food & Beverage Mfg
- Ice Cream Plants
- Breweries
- Cheese Manufacturers
- Oil Refineries
- Bakery products
- Bread manufacturers
- Cereal and Pasta Products
- Chocolate and Confectionery
- Restaurant Industry
- Soft Drink Makers
- Pharmaceutical
- Distilleries
- Milk & Juice Producers
- Mining
- Cured Meats
- Textile Products
- Food Retailers
- Nutraceuticals/Supplements
- Flavor/Fragrance Industry
- Dairy
- Perfume Makers
- Beverage
- Slaughter Houses
- Orchard and Fruit Producers
- Vegetable Growers / Producers
- Meat Processing
- Seafood Industry
- Poultry Processing
- Snack and Functional Foods

WORLDWIDE HEADQUARTERS

CORPORATE ADDRESS

SuperKlean Washdown Products
1 Edwards Court, Suite 101
Burlingame, CA 94010 USA

EMAIL

sales@superklean.com

DIRECT

(800) 769 - 9173
(650) 375 - 7001

TECHNICAL SUPPORT

(650) 375 - 7001

SHIPPING / LOGISTICS SUPPORT

(650) 375 - 7001

SUPERKLEAN BUSINESS HOURS

8am - 5pm Monday-Friday PST



***"The World's Safest and Most Trusted
Washdown Brand for Sanitizing
Factories and Industrial Plants."***

Your Authorized SuperKlean Distributor

Call SuperKlean's Headquarter for a distributor nearest to you.

SuperKlean Washdown Products
1 Edwards Court, Suite 101
Burlingame CA, 94010